

~List of things to do for new students~

Apr 3 (Fri) ~	<p><u>1. Receive your student ID card</u></p> <p>*The student ID card will be available for pickup at the Student Support Office after Fri, Apr 3, 2026. *You will need your HIRODAI ID and password for procedures 2, 3 and 6-8. *You will be provided "HIRODAI ID and initial password" to your registered e-mail address on the morning of April 2.</p>	check <input type="checkbox"/>
	<p><u>2. Plan your course of study</u></p> <p>*Check the course standard list and syllabus and consider which classes to register for. *Log in to the "Momiji", Hiroshima Univ's web service for students.</p>	<input type="checkbox"/>
Apr 4 (Sat) ~ Apr 14 (Tue)	<p><u>3. Course registration through "Momiji"</u></p> <p>*Classes will begin on April 8.</p>	<input type="checkbox"/>
Apr 3 (Fri) ~ Apr 16 (Thu) by 15:00	<p><u>4. Submission of your Registration Form</u></p>	<input type="checkbox"/>
Apr 3 (Fri) ~ May 29 (Fri) by 15:00	<p><u>5. Attend research ethics training (Basic) and submit a notification of attendance</u></p>	<input type="checkbox"/>
Apr 3 (Fri) ~ Apr 30 (Thu)	<p><u>6. Multi-factor authentication settings (HIRODAI ID and IMC account)</u></p> <p>*If you do not take this procedure by the deadline, your HU account would be locked and you could not access to any Hiroshima Univ web services.</p>	<input type="checkbox"/>
Apr 3 (Fri) ~ Jun 10 (Wed)	<p><u>7. Change initial password</u></p> <p>*If the change is not made by the deadline, your HU account will be locked.</p>	<input type="checkbox"/>
	<p><u>8. Attend information security and compliance education</u></p> <p>*If you do not take the education program by the deadline, your HU account would be locked.</p>	<input type="checkbox"/>

Table of Contents

*You can move to the corresponding slide from the title.

1. [Receive your student ID card](#)
2. [Plan your course of study](#)
3. [Register for courses through “Momiji”](#) (By April 14)
4. [Submit Registration Form](#) (By 15:00 on April 16)
5. [Attend research ethics training \(Basic\) via on-line and submit a notification of attendance](#) (By 15:00 on May 29)
6. [Multi-factor authentication settings \(HIRODAI ID and IMC account\)](#)
(By April 30)
7. [Change initial password](#) (By June 10)
8. [Attend information security and compliance education via on-line](#) (By June 10)

--- (reference) ---

- [Student Handbook & Campus Life Guide](#)
- [HINET Wi-Fi](#)
- [Webmail \(Hiroshima University Mail\)](#)
- [How to use moodle](#)
- [How to download Teams](#)
- [“MOMIJI” Manual](#)

Table of Contents

*You can move to the corresponding slide from the title.

- [How to check grades](#)
- [How to check the credits required for completion](#)
- [How to check the bulletin board](#)
- [Setting for Email forwarding from the bulletin board in MOMIJI to your email address](#)
- [Number of possible years of study](#)
- [Procedures for Leave of Absence and Withdrawal](#)
- [Tuition fee payment](#)
- [Automatic certificate issuance machines](#)
- [Input of Future Plan Hope \(By Oct 31 of the year prior to completion\)](#)
- [Future Plan \(Decided\)](#)
[\(Promptly after receiving an informal offer of employment\)](#)
- [Personal Accident Insurance, PAS, Liability Insurance coupled with PAS](#)
- [Traffic Safety Seminar Lecture Videos](#)
- [Anti-Smoking Initiatives](#)
- [\(Only for those who have progressed to higher education*\) Account before progression to higher education.](#)
- [Others](#)

1. Receive your student ID card①

Please come to the Student Support Office by Monday, April 6 to pick up your ID card unless you wish to have it mailed to you.

Student Support Office

(Basic and Sociomedical Research Building, 1F)

Reception hours:

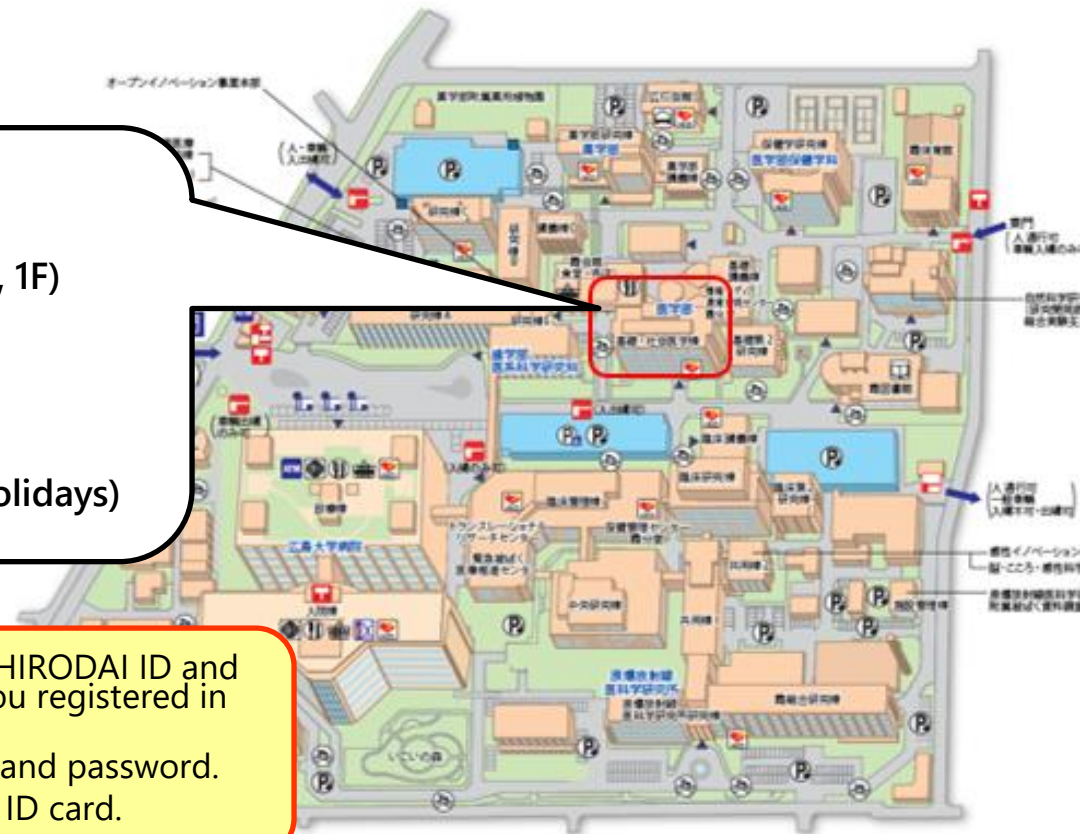
8:30 – 17:15

(Excludes Saturdays, Sundays and public holidays)

In the morning of April 2, you will be provided "HIRODAI ID and initial password" through your e-mail address you registered in your admission process.

You can log in to "Momiji" with the provided ID and password.

You can log in to "Momiji" without your student ID card.



1. Receive your student ID card②

- ① When you receive your Student ID card, please check your name and other details on it.
- ② Please fill in the date of receipt and your signature in the receipt section of the sheet which the student ID is attached. Then, detach the receipt section from the sheet and make sure to submit it to the office..

If you wish to have your Student ID card sent by post and it is difficult to bring the receipt to the counter, please return the receipt to the office via postal service.

(Domestic residents only)

«**Caution**» The initial password for your Hiroshima University password is printed on the part of the student ID card that has been peeled off the sheet. Please be careful not to discard the sheet immediately.

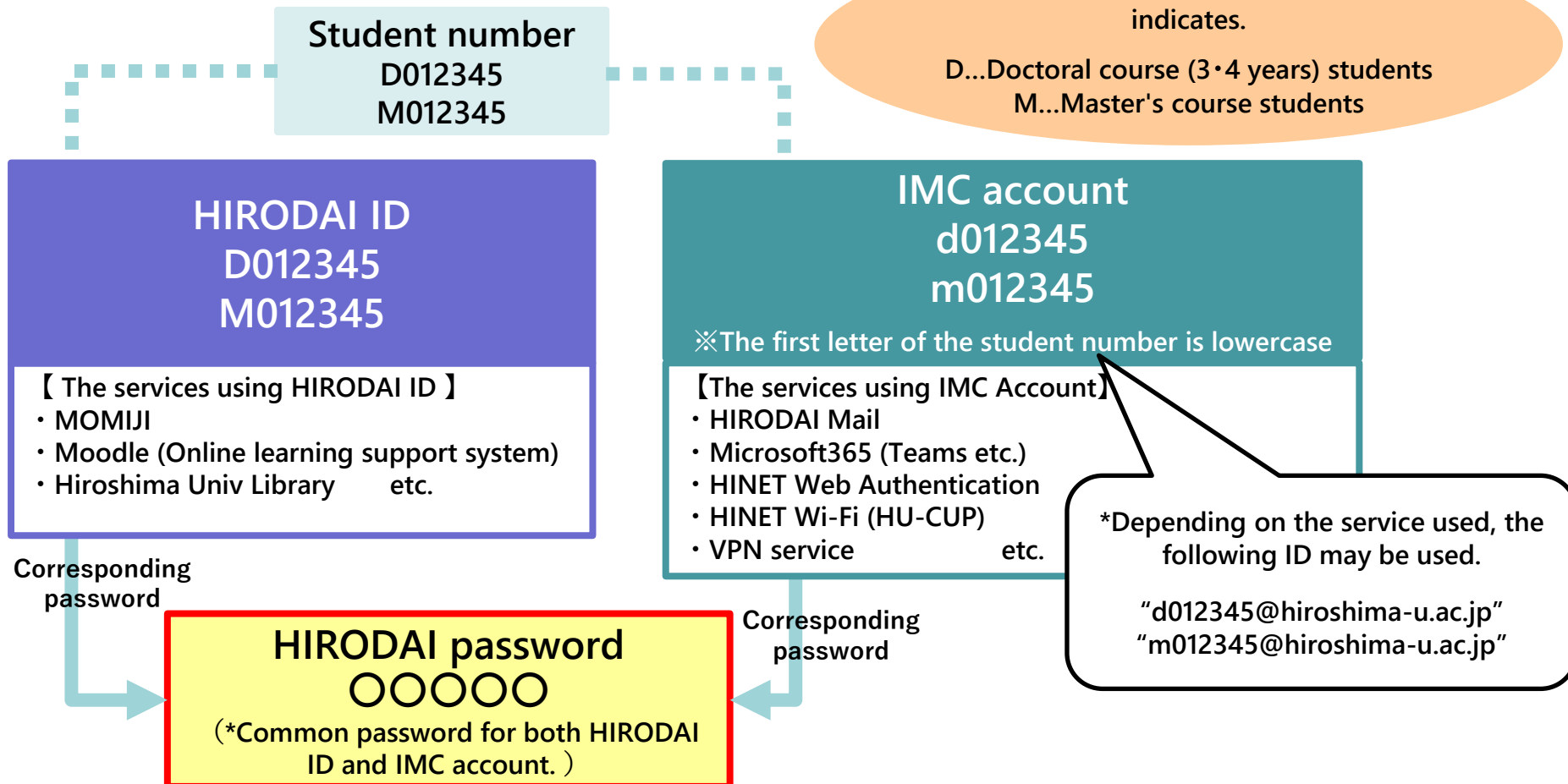
Your student card will be activated one day after you submit the card receipt. And once the student ID card is activated, you can enter the buildings at Kasumi campus even after business hours, and you can use the automatic certificate issuance machines.

The ID cards can also be used as electronic money at the cafeteria and convenience store on campus, so please handle it carefully.

1. Receive your student ID card

- **【 supplement 】** HIRODAI ID and IMC account

At Hiroshima University, 2 types of ID exist: HIRODAI ID and IMC account.
Both types are based on Student number.



For the HIRODAI password, an initial password will be given upon enrollment.

1. Receive your student ID card

- **【 supplement 】** The initial password for the HIRODAI password

The initial password for the HIRODAI password can be found on the sheet which your Student ID Card is attached or in the email you receive from the Information Technology Promotion Group.



OR



The initial password must be changed by June **10**, or the account will be locked, so be sure to change it before the deadline!

*For information on how to change the initial password, please refer to [“7.Change initial password”](#).

1. Receive your student ID card

- **【 supplement 】** HIRODAI Email address

● This is the student email address of Hiroshima University, which is registered with your student number when you enroll.

email address

Office365

student ID number@hiroshima-u.ac.jp

Ex. : m26●●●@hiroshima-u.ac.jp

The first letter of the student number will be in lowercase.

Lecture announcements and university notices may be sent to this student email address, so please check it frequently.

*Click [here](#) to learn how to check your e-mail.

2. Plan your course of study①

Classes will begin on Wednesday, April 8.

(Course registration is available until April 14 (Tue).)

Consult with your chief academic advisor and plan your course of study as early as possible, referring to the information below.

When planning your course of study...

【Step1】 Check the "Course Criteria Table" to confirm the number of courses and credits required for completion of the course.

【Step2】 Check the "Syllabus" for details on course content, days, times, locations, and course methods. However, the class schedule is subject to change at short notice. In such cases, notification will be posted on the "Momiji" class bulletin board or via Hiroshima University e-mail.

2. Plan your course of study②

- Term of classes and Class Schedule.

Hiroshima University has implemented a "Quarter System (a 4-term system)".


...Under the "Quarter System (a 4-term system)", the 1st and 2nd semesters are divided into two terms, Term 1 to Term 4, and classes are held according to the Academic Calendar (class schedule) shown [here](#).

(e.g.) Term of classes in AY 2026. "Quarter System"

Semester Distinction	Term	Class period
1st(Spring) Semester	1st Term	Wed, Apr 8 - Mon, Jun 8
	2nd Term	Tue, Jun 9 - Tue, Aug 4
2nd(Fall) Semester	3rd Term	Fri, Oct 2 - Tue, Dec 1
	4th Term	Wed, Dec 2 - Mon, Feb 8

(e.g.) Academic Calendar in AY 2026.

Schedule for the Academic Year 2026 (Class Schedule)



The academic calendar shows the following class periods:

- April: 5-11 (Sun-Fri), 12-18 (Mon-Sat)
- May: 3-9 (Sun-Sat), 10-16 (Sun-Sat), 17-23 (Sun-Sat), 24-30 (Sun-Sat)
- June: 1-7 (Sun-Sat), 8-14 (Sun-Sat), 15-21 (Sun-Sat), 22-28 (Sun-Sat)
- July: 1-7 (Sun-Sat), 8-14 (Sun-Sat), 15-21 (Sun-Sat), 22-28 (Sun-Sat)
- August: 1-7 (Sun-Sat), 8-14 (Sun-Sat), 15-21 (Sun-Sat), 22-28 (Sun-Sat)
- September: 1-7 (Sun-Sat), 8-14 (Sun-Sat), 15-21 (Sun-Sat), 22-28 (Sun-Sat)
- October: 1-7 (Sun-Sat), 8-14 (Sun-Sat), 15-21 (Sun-Sat), 22-28 (Sun-Sat)
- November: 1-7 (Sun-Sat), 8-14 (Sun-Sat), 15-21 (Sun-Sat), 22-28 (Sun-Sat)
- December: 1-7 (Sun-Sat), 8-14 (Sun-Sat), 15-21 (Sun-Sat), 22-28 (Sun-Sat)

Class Schedule



Period	Time
1•2	8:45 - 10:15
3•4	10:30 - 12:00
5•6	12:50 - 14:20
7•8	14:35 - 16:05
9•10	16:20 - 17:50
11•12 (Evening1•2)	18:00 - 19:30
13•14 (Evening3•4)	19:40 - 21:10

※Make sure to check the new academic calendar for each academic year.

(Momiji Top → Academic Support → Academic Calendar and Class Schedule)

※Please check the syllabus and the "Momiji" class bulletin board on the Information

※Portal for the class schedule.

 Exam Period : For the examination schedule, please check the "Exam Information" section on the MOMIJI website or contact the teacher of the course.
 Make-up day for class/exam : In case of university-wide class cancellation caused by such incidents as issuance of weather warnings, the cancelled classes will be made up for on the specified day. For information of the make-up class/exam, please make sure to confirm with a teacher who takes care of the class or MyMomiji.

2. Plan your course of study②

- Term of classes and Class Schedule.

- ◎By referring to the class period, academic calendar, and class schedule, you can check the dates and times of the lectures.

For example, if you enroll in a Thursday class in the 11th and 12th periods in the 1st Term of the 2026 academic year, it will be held on the schedule shown below.

- Schedule ... 4/9, 4/16, 4/23, 4/30, 5/14, 5/21, 5/28, 6/4
(*May 7 is a Thursday, but will be substituted for the Tuesday class.)
- Time ... 18:00-19:30 each day

Please be sure to check the syllabus of each class for the detailed schedule.

In addition, if the class schedule or time changes, please be sure to check the "My Momiji" class bulletin board for any changes.

2. Plan your course of study③

-【STEP1】Confirmation of Course Criteria Table-

【Step1】 Check the “Course Criteria Table” to confirm the number of courses and credits required for completion of the course.


1 Log in to the following URL.

<https://www.hiroshima-u.ac.jp/bhs/adse/student/handbook/classes/classes2026>

2 Check the credit requirements for completion of your major/program.

医歯薬学専攻 博士課程 Division of Biomedical Sciences(Doctoral Course)

医学専門プログラム Program of Medicine

12 D医学専門プログラムProgram of Medicine.pdf (490.49 KB) 

歯学専門プログラム Program of Dental Sciences

13 D歯学専門プログラムProgram of Dental Sciences.pdf (453.8 KB) 

This explanation is based on the program of Medical Sciences in the Division of Biomedical Sciences, which has the largest number of students enrolled.

2. Plan your course of study ④

-[STEP1] Confirmation of Course Criteria Table-

Students are required to acquire 2 credits from the common courses of the Graduate School as the required number of credits for completion.

医学専門プログラム Program of Medical Sciences

※「配当年次」欄の数字は、履修可能になる年次を示す。「1」と記載されている場合は1年次以降に履修可能となることを指し、2年次も履修可能。
 ※「配当年次」欄の「前」は前期、「後」は後期を示す。

科目区分/授業科目名 Category of Subjects/Subjects	授業担当教員 Teachers in Charge of Subjects	配当年次 Subject- Assigned Year	履修 単位 Acquired Credits	履修年次 Subject Conducted Year						履修コード Course Code		修了要件 単位数 Credits	
				1年次 1st Year		2年次 2nd Year		3年次 3rd Year		前期 (Spring Semester)			後期 (Fall Semester)
				前期 Spring	後期 Fall	前期 Spring	後期 Fall	前期 Spring	後期 Fall	前期 Spring	後期 Fall		
必修科目 Compulsory Subject													
研究科共通科目 Common Course													
生命・医療倫理学B Medical Ethics B	工藤 美樹 KUDO Yoshiki	1	1		1						TB051203	2単位	
多職種連携B Multidisciplinary Cooperation B	志馬 伸朗 SHIME Nobuaki	1		1							TB055201		
選択必修科目 Select Compulsory Subject													
大学院共通科目 Common Graduate Courses													
持続可能な発展科目 Sustainable Development Courses													
スプレッドシート型SDGsアイデアメイキング学生セミナー SDG Utilization Seminar for Students		1	1										
基礎データリテラシー活用 Utilization of data literacy		1	2										
リーダーシップ Skills and Arts		1	2										
高度イノベーション Advanced Innovation		1	1										

The number of credits required to complete the course must be obtained for each classification item. The number of credits required differs for each classification.

The course is listed as "1" and can be taken after the first year. Courses can also be taken in the second and third years.

The maximum number of credits that can be earned is 1, as indicated by "1".

This is the lecture code used when registering for courses. (Principle)
 "01" in the last two digits: Courses offered in the 1st semester
 Last two digits "03": Courses offered in the 2nd semester

After the first year, this course is offered in the 2nd semester and the number of credits is 1.

2. Plan your course of study⑤



-[STEP1] Confirmation of Course Criteria Table-

科目区分/授業科目名 Category of Subjects/ Subjects	授業担当教員 Teachers in Charge of Subjects	配当年次 Subject- Assigned Year	履修 単位数 Acquired Credits	履修年次 Subject Conducted Year						講義コード 前期 (Spring Semester) 後期(Fall Semester)	修了要件 単位数 Credits
				1年次 1st Year		2年次 2nd Year		3年次 3rd Year			
				前期 Spring	後期 Fall	前期 Spring	後期 Fall	前期 Spring	後期 Fall		
選択必修科目 Select Compulsory Subject											
プログラム専門科目 Course of Program											
専門科目Ⅱ Specialized Subject II											
脳神経内科学特別研究 Advanced Research on Clinical Neuroscience and Therapeutics	丸山 博文 MARUYAMA Hirofumi	1~3	12	2	2	2	2	2	2	TB119101 TB119103	12単位 以上
精神神経医科学特別研究 Advanced Research on Psychiatry and Neurosciences	岡本 泰昌 OKAMOTO Yasumasa	1~3	12	2	2	2	2	2	2	TB120101 TB120103	
小児科学特別研究 Advanced Research on Pediatrics	岡田 賢 OKADA Satoshi	1~3	12	2	2	2	2	2	2	TB121101 TB121103	
外科学特別研究 Advanced Research on Surgery	高橋 信也 TAKAHASHI Shinya	1~3	12	2	2	2	2	2	2	TB122101 TB122103	
消化器・移植外科学特別研究 Advanced Research on Gastroenterological and Transplant Surgery	大段 秀樹 OHDAN Hideki	1~3	12	2	2	2	2	2	2	TB123101 TB123103	
脳神経外科学特別研究 Advanced Research on Neurosurgery	(未定) TBD	1~3	12	2	2	2	2	2	2	TB124101 TB124103	
整形外科特別研究 Advanced Research on Orthopaedic Surgery	安達 伸生 ADACHI Nobuo	1~3	12	2	2	2	2	2	2	TB125101 TB125103	
皮膚科学特別研究 Advanced Research on Dermatology	田中 暁生 TANAKA Akio	1~3	12	2	2	2	2	2	2	TB126101 TB126103	
腎泌尿器科学特別研究 Advanced Research on Urology	(未定) TBD	1~3	12	2	2	2	2	2	2	TB127101 TB127103	
視覚病態学特別研究 Advanced Research on Ophthalmology and Visual Science	木内 良明 KIUCHI Yoshiaki	1~3	12	2	2	2	2	2	2	TB128101 TB128103	
耳鼻咽喉科学・頭頸部外科学特別研究 Advanced Research on Otorhinolaryngology, Head and Neck Surgery	竹野 幸夫 TAKENO Yukio	1~3	12	2	2	2	2	2	2	TB129101 TB129103	
放射線診断学特別研究 Advanced Research on Diagnostic Radiology	粟井 和夫 AWAI Kazuo	1~3	12	2	2	2	2	2	2	TB130101 TB130103	
放射線腫瘍学特別研究 Advanced Research on Radiation Oncology	永田 清 NAGATA Shigeo	1~3	12	2	2	2	2	2	2	TB131101	

From the 1st semester of the first year to the 2nd semester of the third year, students earn 2 credits each semester to fulfill the 12 credits required for completion. **You must register every semester until you have completed 12 credits!**

2. Plan your course of study⑥

-[STEP1] Confirmation of Course Criteria Table-

○修了要件 Completion Requirements

以下のとおり、30単位以上修得すること。 Students should acquire 30 or more credits as follows.

Please check by yourself whether you have earned the credits required for completion of the course.

If you acquire the required number of credits listed in each of the following categories ① through ⑤, you will be able to fulfill the 30 credits required for completion.

①大学院共通科目 Common Graduate Courses

2単位以上(「持続可能な発展科目」及び「キャリア開発・データリテラシー科目」から、それぞれ1単位以上を履修)を修得すること。

Acquire each one credit or more from “Sustainable Development Courses” and “Career Development and Data Literacy Courses.”

②研究科共通科目 Common Courses

4単位以上(生命・医療倫理学B及び多職種連携Bを必修)を修得すること。

Acquire four or more credits. “Medical Ethics B” and “Multidisciplinary Cooperation B” must be included.

③専攻共通科目 Common Courses of Division

2単位以上を修得すること。 Acquire two credits or more.

④プログラム専門科目 Courses of Program

22単位以上を修得すること。なお、医歯薬学専攻における他のプログラム専門科目を含む。

Acquire 22 credits or more. Students can include credits from subjects in other Course of Program among Division of Biomedical Sciences.

(1) 専門科目 I Specialized Subject I

主指導教員の指定する10単位以上を修得すること。 Acquire 10 or more credits from subjects designated by your chief academic supervisor.

(2) 専門科目 II Specialized Subject II

主指導教員の指定する12単位以上を修得すること。 Acquire 12 or more credits from subjects designated by your chief academic supervisor.

⑤推奨科目 Recommended Subject

研究成果を発表する上で必要な英語について、修了要件単位以外の科目として修得することを推奨する。

Students are encouraged to take English-related subjects other than those necessary to earn the credits required to complete the course of study to improve their English presentation skills.

It does not mean that you absolutely have to acquire other program specialization courses.

2. Plan your course of study⑥

- **[STEP1]** Confirmation of Course Criteria Table (Supplementary information) -

Caution : Common Graduate Courses

- The courses are **elective compulsory subjects** that all graduate students at Hiroshima University take.
- Please note that the **registration period is short**.
- Students must acquire **at least 1 credit each** from "Sustainable Development Courses" and "Career Development and Data Literacy Courses" during their period of study.
- ★ When registering for courses, please make sure to check the **<Course registration procedures for common graduate courses>** on the website [here](#).
- ★ Also, please refer to the [guidance video](#) on course registration.

2. Plan your course of study ⑦

- [STEP1] Confirmation of Course Criteria Table (Supplementary information) -

- Students must register on their own during the registration periods in April and October each year until they have earned the credits required for graduation.
- **If you forget to register, course registration after the registration period is generally not allowed.**

【Courses】

Compulsory Subject ... All students are required to complete the course.

Elective Compulsory Subject ... Select and take courses equivalent to the number of credits required for completion.

- Check the completion requirements from the course criteria table, check and select the subjects you wish to take (check the syllabus for details of subjects) and register them via “Momiji”.
- **Please make sure to check whether you have fulfilled the required credits for completion on your own responsibility.**

2. Plan your course of study⑧

-**[STEP2]** Check the syllabus-

[STEP2] Check the "Syllabus" for details on course content, days, times, locations, and course methods.

1 To check the latest syllabus, log in to "My Momiji" from "Hiroshima Univ. MOMIJI" and check the latest version of the syllabus.

"Hiroshima Univ. MOMIJI" is a portal that collects information for students.

Student Information Forest Momiji (Momiji Top)

<https://momiji.hiroshima-u.ac.jp/momiji-top/en/index.shtml>



Login to "My Momiji" from here.

- Hiroshima University ID
 - Student Number D26○○○○ (D is Large Text)
- Hiroshima University password
 - You can find it on the place where you peeled off your student ID card.
(If you have already changed the password, please use the new password.)

2. Plan your course of study ⑨

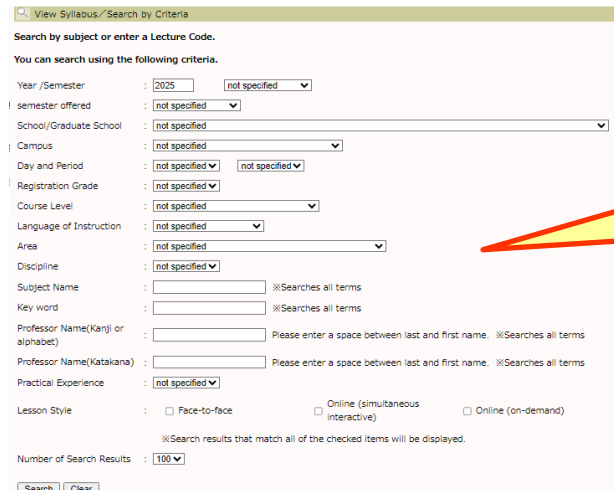
- **[STEP2]** Check the syllabus -

[STEP2] How to check the syllabus

② Click on "Syllabus" in the Menu section of "My Momiji."



Click on
"Syllabus"



View Syllabus/Search by Criteria

Search by subject or enter a Lecture Code.

You can search using the following criteria.

Year /Semester : 2025

semester offered :

School/Graduate School :

Campus :

Day and Period :

Registration Grade :

Course Level :

Language of Instruction :

Area :

Discipline :

Subject Name : ※Searches all terms

Key word : ※Searches all terms

Professor Name(Kanji) or alphabet : Please enter a space between last and first name. ※Searches all terms

Professor Name(Katakana) : Please enter a space between last and first name. ※Searches all terms

Practical Experience :

Lesson Style : Face-to-face Online (simultaneous interactive) Online (on-demand)

※Search results that match all of the checked items will be displayed.

Number of Search Results : 100

[Search Method①]
Enter search criteria

or

You can also directly enter the Lecture Code

Year : 2026

Lecture Code :

[Search Method②]
If you know the lecture code,
we recommend searching
from here.

2. Plan your course of study^⑩

- [STEP2] Check the syllabus-

③ From the "Syllabus," confirm the content, date, time, place, and method of implementation of the class.

Please note that some lectures are only delivered in "Japanese" as the language of instruction.

Campus	Kasumi	Semester/Term	1st-Year, First Semester, First Semester		
Days, Periods, and Classrooms	(1st) Fri11-12 : See the syllabus for detail.				
Lesson Style	Lecture	Lesson Style (More Details)	Online (simultaneous interactive), Online (on-demand)		
Credits	1.0	Class Hours/Week	2	Language of Instruction	B : Japanese/English
Eligible Students					

If the class method is "Online," the course can be taken from overseas.

■ Face-to-face ... Please take the course in the lecture room.

■ Online (on-demand) ... On-demand class will use "moodle".

■ Online (simultaneous interactive) ... Mainly "Teams" or "Zoom" will be used.

Please check the syllabus and the "Momiji" class bulletin board for the tools and links to be used.
Basically, the class will be held on time.

(*Note: If there are other details provided regarding how to take the course, please follow those instructions.)

The syllabus operating manual can be found [here](#).

(*Reference available from April 2 onwards.)

(*Login required with HIRODAI email address and HIRODAI password.)

2. Plan your course of study⑪

- **[STEP2]** Check the syllabus- https://momiji.hiroshima-u.ac.jp/syllabusHtml_en/index.html

If you would like to check the contents of the syllabus before enrolling, you can do so at the following address.

※However, since there is a time lag in updating the syllabus for off-campus use, we recommend that you check the latest version from My Momiji after enrollment.

【Doctoral Course】 *2025 edition

Common Graduate Courses (Doctoral Course)

https://momiji.hiroshima-u.ac.jp/syllabusHtml_en/2025_BB_en.html

Division of Biomedical Sciences (Doctoral Course 4 years)

https://momiji.hiroshima-u.ac.jp/syllabusHtml_en/2025_C8_en.html

Division of Integrated Health Sciences (Doctoral Course 3 years)

https://momiji.hiroshima-u.ac.jp/syllabusHtml_en/2025_CA_en.html

【Master's Course】 *2025 edition

Common Graduate Courses (Master's Course)

https://momiji.hiroshima-u.ac.jp/syllabusHtml_en/2025_BA_en.html

Division of Integrated Health Sciences (Master's Course)

https://momiji.hiroshima-u.ac.jp/syllabusHtml_en/2025_C9_en.html

3. Register for courses through “Momiji” ① (From Apr 4 to Apr 14)

-Course Registration Period-

Course Registration Period April 4 (Sat) ~April 14 (Tue)

Registration is required every semester until the student has earned the credits required for graduation.

Once you have made your course plan, register for the courses you will take this semester.

- ※Registration period will be informed on “Momiji” each time.
- ※You can register courses in April for 1st (Spring) semester and in October for 2nd (Fall) semester every year. Make sure to register classes for each semester.
- ※You are all enrolled in Graduate School of Biomedical and Health Sciences.
The lecture codes start with the letter “TB” or “8G”
(*However, this does not apply to Common Graduate Courses.)
When you look for classes you wish to take on MOMIJI, several classes with the same name may be pop up.
You must choose the class with the class code begins with TB or 8G.

3. Register for courses through “Momiji”^② (From Apr 4 to Apr 14) HIROSHIMA UNIVERSITY

-Course Registration Period-

	4	~	8	9	10	11	~	14
	Sat		Wed	Thu	Fri	Sat		Tue
Common graduate courses	Course Registration Period From midnight on Sat, Apr 4 to 23:59 on Wed, Apr 8			Lottery day period		Confirmation and correction period From midnight on Sat, Apr 11 to 23:59 on Tue, Apr 14		
Graduate School Subjects	Course Registration Period From midnight on Sat, Apr 4 to 23:59 on Tue, Apr 14							

◎ Course Registration Period

Register for the 1st and 2nd term courses and intensive courses you wish to take.

◎ Lottery day (Lottery date is set only for common graduate courses)

A lottery will be held for courses that exceed the number of students.
 (If a student is unable to take a course as a result of the lottery, the course will be deleted from the registration.)

◎ Confirmation and correction period

(Confirmation and correction period is set only for common graduate courses)

Courses can be added or modified (except for courses for which a lottery was held).
 Courses in Term 2 can also be revised between Mon, Jun 8 and Mon, Jun 15 (※) .

(※) The period for checking and revising courses in the 2nd Term is subject to change.



3. Register for courses through "Momiji"③ (From Apr 4 to Apr 14)


-Registration Method-

[Step] Login to "My Momiji" and register.

<https://momiji.hiroshima-u.ac.jp/momiji-top/index.shtml>

* "Course Information" in the "Student Manual" of My Momiji for details on how to register.

● Click on "Course Information" in the Menu section of "My Momiji".

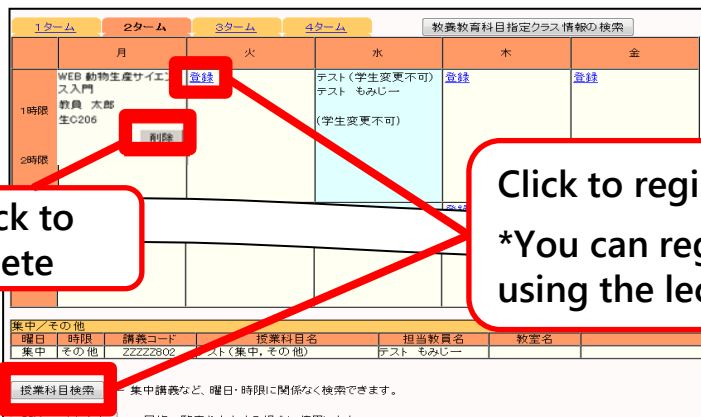


The above manual can also be found [here](#).

(*Reference available from Apr 2nd onwards.)

(*Login required with HIRODAI email address and HIRODAI password.)

● How to register and delete courses



Click to delete

Click to register
*You can register easily by using the lecture code.



4. About Registration Form① (By 15:00 on Apr 16)

Deadline for submission : Apr 16 (Thu), 15:00 (everyone)

- Please consult with your Chief Academic Supervisor to determine your Assistant Academic Supervisors.
- One of the assistant academic supervisors should be a faculty member from a program other than the student's own degree program in order to provide guidance in a wide range of fields.
- **The approval stamps or signatures of your Chief Academic Supervisor and your assistant supervisors are required on the form.**

Student Number 学生番号		<input type="text"/>
Student Name 学生氏名		
Faculty of Science, Department of Biomedical Sciences 医系科学研究科 研究指導グループ届		
Registration Form		
Program of Medicine 医学専門プログラム	Program of Dental Sciences 歯学専門プログラム	
Program of Pharmaceutical Sciences 薬学専門プログラム	Program of Radiation Biology and Medicine 放射線医科学専門プログラム	
Program of Health Sciences 保健科学プログラム	Program of Public Health 公衆衛生学プログラム	
Program of Medical Science 医科学プログラム	Program of Medical Pharmacy 医学薬理学プログラム	
Program of Biomedical Science 生命医科学プログラム		
※1 専攻するプログラムに印を付してください。 Mark a circle in the box in front of your program name.		
Research Supervisor Group Form 研究指導グループ届		
Chief academic supervisor 主任指導教員	Name 氏名: 肩書 職階 プログラム名:	Approval stamp 承認印 または サイン
Assistant academic supervisor 副指導教員	Name 氏名: 肩書 職階 プログラム名:	Approval stamp 承認印 または サイン
Assistant academic supervisor 副指導教員	Name 氏名: 肩書 職階 プログラム名:	Approval stamp 承認印 または サイン

※1 主任指導教員と助員の1名、学生支援グループ(大学院担当)→提出してください。
 ※2 必ず1名副指導教員から許可(自署または押印)を得てください。
 ただし、指導教員の死後及び研究学生等が離れ、すべて入国していません。
 However, you may use a computer to enter the name of your academic advisor and the name of his/her laboratory.
 ※3 副指導教員のうち1名は、学生が専攻する学位プログラム以外の担当教員とし、他研究科又は他大学の教員が可能です。教員の担当プログラムは学生履修表を参照してください。
 One of assistant academic supervisors must be chosen from a program other than your program. You may choose the assistant academic supervisor from another graduate school in Hiroshima University or another university. Please refer to Student Guidebook for the list of program and instructors.

↓ See HP

Please refer to the " Procedures regarding Research Guidance" section.

<https://www.hiroshima-u.ac.jp/bhs/adse/student/handbook/formats/research>

4. About Registration Form② (By 15:00 on Apr 16)

【Please refer to this when selecting your Assistant Academic Supervisor.】

List of Faculty Member

<https://www.hiroshima-u.ac.jp/bhs/adse/student/handbook/organization>

【Supplement】 What is program faculty members other than the student's own degree program? (Explanation based on List of Faculty Member).

プログラム担当									
医歯薬学専攻 Division of Biomedical Sciences					総合健康科学専攻 Division of Integrated Health Sciences				
医学 専門	歯学 専門	薬学 専門	放射線 医科学 専門	保健 科学	薬科学	生命 医療 科学	公衆 衛生学	医学 物理士	
D						M	D		
D						M	D		
D						M	D		
D						M	D		
D						M	D		
D						M	D		
D						M	D		
D						M	D		
D						M	D		
D						M	D	M	
D						M	D	M	
D						M	D	M	
D						M	D	M	
D						M	D		
D						M	D		

【Example】 Division of Integrated Health Sciences
(Doctoral Course) Program of Biomedical Science

→ One of assistant supervisors must be selected from those faculty members who are not marked with a "D" in the "Biomedical Sciences" column.

"D" marked in the "Biomedical Sciences" column
... Faculty members of the student's own degree program

"D" not marked in the "Biomedical Sciences" column
... Program faculty other than the student's own degree program

5. Attend research ethics education (Basic/Advanced) (Basic RCR Program until May 29)

In order to conduct research as a graduate student, you are required to attend research ethics education.

The following education courses must be taken prior to the preparation and submission of the dissertation in order to apply for a degree.

Taken by May 29
(via online)

Basic RCR Program

Taken prior to
dissertation preparation

Advanced RCR Program

【↓ See also below, if necessary】

[Research Ethics brochure](#) : This booklet is about research ethics, showing you the incidents that actually happened in the past.

Read thoroughly before starting your research.

5. Attend research ethics training (Basic) and submit a notification of attendance. (By May 29)



Basic *Please carry out the following procedures by May 29.

Watch movie regarding fundamental items of research ethics.
The videos can be viewed from the following courses on moodle.

▼ 全学用コンテンツ

🎓 研究倫理教育 (大学院生Basic) / Research ethics education (Basic RCR Program for Gradu...

After watching the video, please submit the 'Attendance Sheet' to the Student Support Group.

moodle is also available from smartphones

<http://webct.riise.hiroshima-u.ac.jp/>

★The Media Centre's [VPN service](#) allows off-campus access to on-campus-only functions.

Attendance Sheet Forms

<https://www.hiroshima-u.ac.jp/bhs/adse/student/handbook/formats/others>

5. Attend research ethics training (Advanced) and submit a Certificate.

Advanced

***Please carry out the following procedures before the dissertation preparation.**

Please download the text from the URL below and read it carefully before discussing and debating with your supervisor.

【JSPS】 <https://www.jsp.go.jp/english/e-kousei/ethics.html>

Upon completion, obtain a "Certificate of Research Ethics Education Completion" from your academic supervisor and submit it to the Student Support Group by the time Master's thesis or doctoral dissertation of submission.

Certificate of Research Ethics Education Completion Form

<https://www.hiroshima-u.ac.jp/bhs/adse/student/handbook/formats/others>

6. Multi-factor authentication settings (HIRODAI ID and IMC account) **(By April 30)**

Set up deadline : by April 30 (Thu) (everyone) .

The [multi-factor authentication setting](#) is necessary to prevent unauthorized access from outside the university.

This is required when accessing the university website from off-campus.


If you don't set up multi-factor authentication within the deadline, you will not be able to use Momiji and other services from off-campus.

Be sure to set up multi-factor authentication for both your Hiroshima University ID and your IMC account before the deadline.

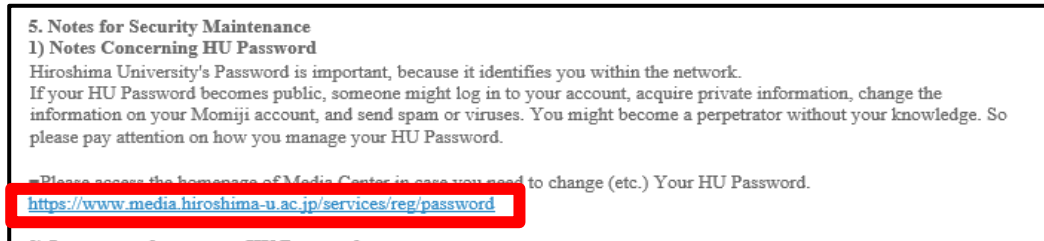
ID/Account	purpose	manual
HIRODAI ID Hirodai ID is a student number. (example : D26****)	Login to My Momiji, Moodle, etc.	https://www.media.hiroshima-u.ac.jp/wp-content/uploads/2025/09/mfa-easymanual-20250904-en_HIRODAIID.pdf
IMC Account IMC account is a number lowercasing the first letter of your student number. (example : d26****)	An IMC account is used for Hirodai mail, VPN access and login for Office365, Teams, etc.	https://www.media.hiroshima-u.ac.jp/wp-content/uploads/2025/12/mfa-easymanual-20251217-en_IMCaccount.pdf

7. Change initial password① (By Jun 10)

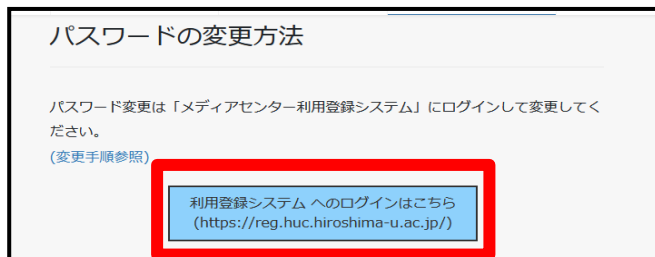
- ① Access the Top page of Momiji and click on **“My Momiji FAQs”**.
 (<https://momiji.hiroshima-u.ac.jp/momiji-top/en/index.shtml>)



- ② Read the notes and click on **the following URL** listed in section 5.



- ③ Click on **“Login with your account”** listed in section **“How to change password”**.

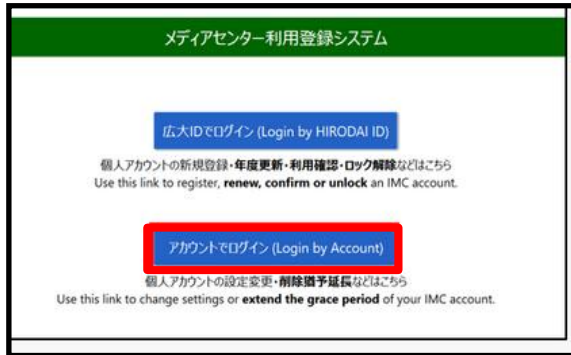


7. Change initial password② (By Jun 10)

<https://reg.huc.hiroshima-u.ac.jp/>

4 Click on "Login with your account"

* Log in with your IMC account and HIRODAI password.



Login with your account
The account name : d26****@hiroshima-u.ac.jp
(Student number D is lower case)

5 Click on "① Account" and then "② Change password" to complete the procedure.



8. Attend information security and compliance education (By Jun 10)

Implementation deadline : by Jun 10 (Wed) (everyone) .

Information Security and Compliance Education will be conducted on demand for students entering in 2026.

All students must take the online course.

Caution :

You will receive a notification on your “personal bulletin board” in “Momiji”.
Please confirm the notification before attending the course.

If you have not completed account verification within
70 days of enrollment, your account will be locked.

It is also available from smartphones. ↓ See HP

<https://www.media.hiroshima-u.ac.jp/services/secucomp/>

The Student Handbook and Campus Life Guide at Hiroshima Univ are available online.

(*No paper copies will be distributed)

Please access each of these via the URLs listed below and check them carefully.

Student Handbook

Course Criteria, Important information on school regulations, completion requirements, class subjects, etc. can be found on the pages of this student handbook.

<https://www.hiroshima-u.ac.jp/bhs/adse/student/handbook>

Campus Life Guide at Hiroshima Univ.

Information on student life, various counselling services, scholarships, etc. can be found on the pages of this guide.

https://momiji.hiroshima-u.ac.jp/momiji-top/life/guidebook_for_student_life_at_hiroshima_univ.html

Student Life Guidance Video

This is a video of guidance for new students at Hiroshima University.

<https://share.huc.hiroshima-u.ac.jp/public/KSJ2wpmMTwlSNtSGBRa8c5d3XAHwiKJfMVhxKGLOMXYO>



We provide wireless (Wi-Fi) and Wired-LAN internet connection services at many public areas in Hiroshima University.

network name (SSID)	User name / Password
HU-CUP (On-Campus Network)	User name : IMC account Password : Hirodai Password ※The alphabet of the account is in lower case. ※5 GHz band (IEEE 802.11a/ac/ax)

※For further information, you can get the following site.

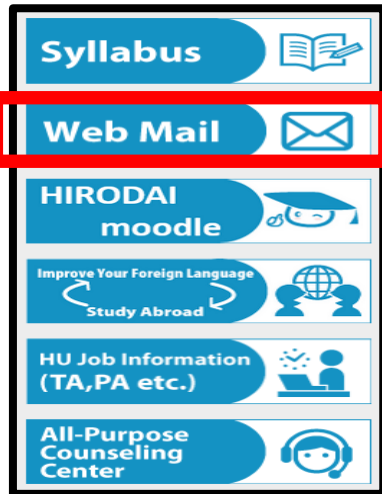
Information Media Center top page → “HINET WiFi/Guest”

<https://www.media.hiroshima-u.ac.jp/services/hinet/wifi/>

(reference) Webmail (Hiroshima University Mail)

<https://www.media.hiroshima-u.ac.jp/services/webmail-portal/>

① Click "Webmail" on the bottom right of the "Momiji" top page.



Before you click here, please make sure you know how to use Web mail, referring to here.

② Click "(Microsoft 365 Portal)".



Find out how to login on this page.

From here, sign in by entering the following

The account name : d26****
(Student number D is lower case)

The email address is
d26****@hiroshima-u.ac.jp

(reference) How to use moodle①

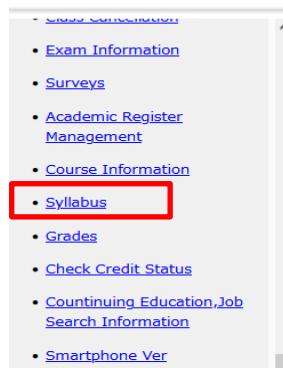
「moodle」 is a learning support system operated by Hiroshima University.

【Used for on-demand lectures, etc.】

- Viewing on-demand lecture videos
- Downloading class materials
- Submitting reports

*For example, if the syllabus states that ① “Lesson Style” is online (on-demand type) and ② “PC or AV used in Class, etc.” is moodle, then lecture videos etc. are provided via moodle.

「もみじ」 MOMIJI 広島大学 学生情報検索



Lesson Style	Lecture	① Lesson Style (More Details)	Face-to-face, Online (on-demand) Face-to-face lectures. For students who can't attend face-to-face, a video lecture is provided. If you are taking the course from moodle, please not submit your assignment (e.g. auditing card) by the deadline. For students who have not submitted their assignments (e.g. auditing card), please submit them by the deadline.
② PC or AV used in Class, etc.	Text, moodle (More Details)		

(reference) How to use moodle②

<https://webct.riise.hiroshima-u.ac.jp/index.html>

① Click "Hirodai moodle" at the bottom right of the "Momiji" top page.



Moodle (HIRODAI moodle)

HIRODAI moodle is a learning management system for the members in Hiroshima University, and will help your web-based learning activity. It is based on the open source elearning platform Moodle.

- [Log into HIRODAI moodle](#)

In order to change the system language of Hirodai moodle, refer to [this page](#).

- [eLearning support information](#)



Click here

② Click "広大IDでログイン".



Hiroshima University
オンライン学習支援システム

広大IDでログイン

現在の利用状況: 0人が利用中、かなり空いています

0am 3am 6am 9am 12am 3pm 6pm 9pm 12pm

クラスアカウントでログイン
ローカルアカウントでログイン



広島大学
HIROSHIMA UNIVERSITY

広島大学 学術認証フェデレーション

ログインサービス: 広大Moodle

広大IDとパスワードを入力して"ログイン"ボタンを押下してください。

広大ID

パスワード

Enter your Hiroshima University ID and password to login.



Home ダッシュボード マイコース

ダッシュボード

最近アクセスされたコース

1チーム 19チーム 全学用コンテンツ

コースツリー(広島大学)

- ▶ 2022年度
- ▶ 2023年度
- ▶ 全学用コンテンツ
- ▶ その他
- ▶ Test

タイムライン

(reference) How to download Teams

<https://www.media.hiroshima-u.ac.jp/services/microsoft365/teams/>

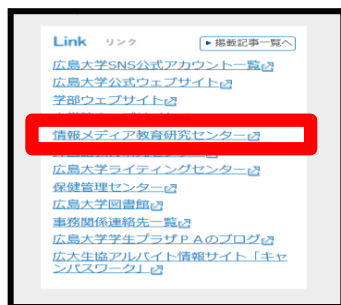
"Microsoft Teams" is used for online lectures, etc.

*Microsoft Teams : "Teams" for short

"Zoom" may be used in some classes.

【How to download Teams】

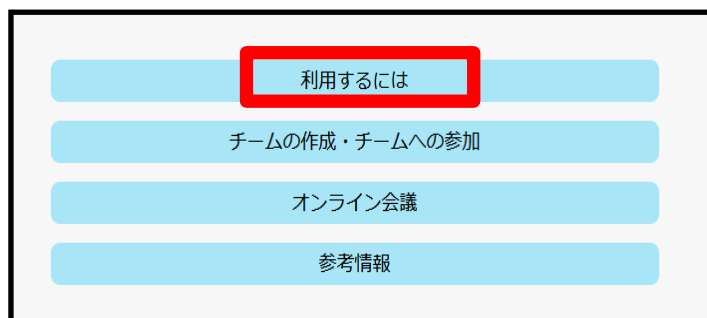
- 1 Click on "Information Media Education and Research Center" from the bottom right link of the "Momiji" top page.



- 2 Click on "Microsoft Teams" at the bottom.



- 3 Click here



- 4 Be sure to read this page to the end before jumping to the download site.



(reference) "MOMIJI" Manual

My Momiji : The following functions are available in "My Momiji".

(*HIRODAI ID and password are required to log in)

★The Media Centre's [VPN service](#) allows off-campus access to on-campus-only functions.

- Reference to student information
★on-campus access only
- Reference to syllabus
- Courses registration/confirmation
- Check your grades
★on-campus access only
- Survey
- View Message board
- Entering career aspirations and decisions
- Checking the status of graduate research ethics education attendance , etc.

(↓ [My Momiji] screen (PC))



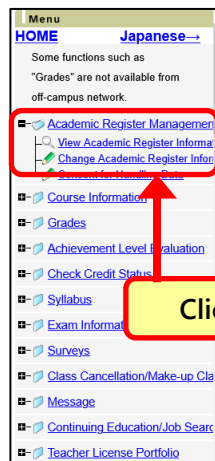
If you don't know how to use it...

There are "links" at the bottom left of the My MOMIJI. The manuals are on the website, check them out via here.

(reference) "MOMIJI" Manual

- Change Academic Register Information -

- You can change your registered phone number, mobile phone number, and email address yourself via My Momiji.
- If there are any changes to your address or other information, please promptly notify the Student Support Group in charge of Graduate School.



Information changed/updated here will be used for the following purposes only. It will not be used for any other purposes. In order to give the most appropriate guidance to students, we ask that you input the most up-to-date and correct data.

Purposes of Use :

Contact regarding education, scholarships, student health insurance, admission fee/course fee exemption, student dormitory affairs, extracurricular activities, continuing education/job searching, student affairs (accidents/incidents, etc)

Please note that e-mails sent from Momiji regarding cancelled classes, make-up classes, and classroom changes shall not be sent to the address registered here, but to the address supplied to students by the Information Media Center. Those who wish to have Momiji-sent e-mails sent to the address registered here should complete the "Forwarding Settings" at the Information Media Center.

• Select the information you wish to change and then click the "Enter" button.

Telephone Number

Mobile Phone Number

E-mail Address

Academic Register Management System Operation Manual for Student ↓

https://hiroshimauniv-my.sharepoint.com/:b:/g/personal/koubou_hiroshima-u_ac_jp/Ea-7pbG_YQxLjX92kx1JjicBJfODuSv1Dqw1Gv-5T2BjCA?e=xphcLr

↑ Available for reference from April 2 onwards (However, you will need your Hiroshima University password.)

*Log in with your [Hiroshima University email address](#) and Hiroshima University password.

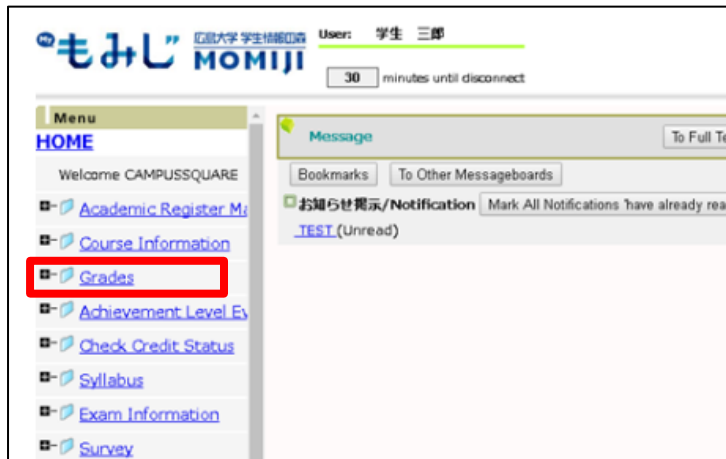
How to check grades

Results of grades can be checked in 'My Momiji'.

※If you want to check your grades from off-campus, you need to use the VPN service.

<https://www.media.hiroshima-u.ac.jp/services/hinet/vpngw/>

● Log in to 'My Momiji' and Click on 'Grades'.



Check Grades For Registered Subjects

You can check which courses you are taking and which you have already completed. The evaluation and pass/fail columns are blank for courses that you are taking.

Check Grades Awarded

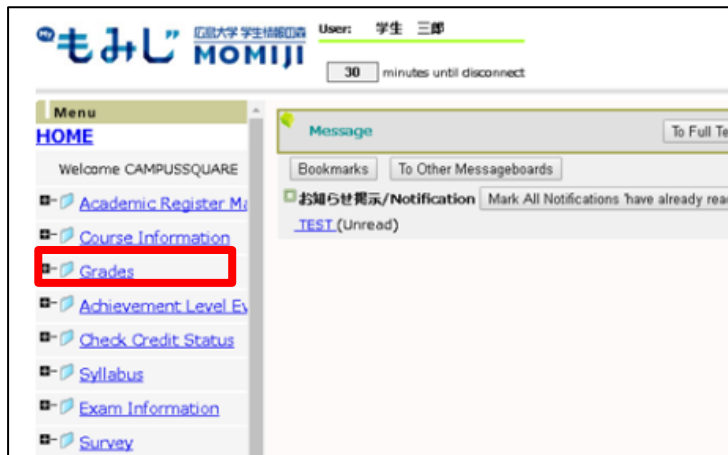
You can view the grades already determined. You can also view the 'Grade Report'.

How to check the credits required for completion

The credits required for completion can be checked from 'My Momiji'.

✘ However, the results displayed are for reference only. You must always check the results yourself with your final grades and the course criteria table. Please note that any disadvantages due to lack of confirmation is your responsibility

- Log in to [My Momiji](#) and go to 'Grades' → 'Check Grades Awarded'.



Click the "Check Credit Status (Graduation, etc.)" button.
→ Select one of the criteria to check, and then click the "Check" button.

No	Subjects Main Classification	Subjects Secondary Classification	Subjects Minor Classification	Subject Name	Credits	Result	Accredite
1	Liberal Arts Education (day)			dummy 3	2	C	

Master's Course	Program of Health Sciences
The fields of health sciences	Select The fields of health sciences
The fields of oral health sciences	Select The fields of oral health sciences



How to check the credits required for completion

※The credits you are taking will also be reflected.

Please note that the system displays the status as if all the subjects currently being taken have been successfully completed.

Credit Type	Click on each category to see the credits you have earned.
Credits Necessary	Number of credits required to be completed
Credits Remaining	If the credits required for completion are insufficient, these are indicated in red.

Results								Explanation of Credits	
Credit Type	Credits Necessary	Max. Number of Credits	Credits Gained	Currently Enrolled Credits	Transfer Credits (+)	Transfer Credits (-)	Credits Used for Results	Credits Remaining	
test	128	999	12	20	4	2	32	96	
教養教育	30	999	2	6	0	0	6	24	
共通科目	8	999	0	0	0	0	0	8	
教養ゼミ	2	2	0	0	0	0	0	2	
外国語科目	6	8	0	0	0	0	0	6	
教養コア科目	18	999	0	6	0	0	4	14	

How to check the credits required for completion

Credit Type Japanese-English comparison table

研究科共通科目	Common Course
持続可能な発展科目	Sustainable Development Courses
キャリア開発・ データリテラシー科目	Career Development and Data Literacy Courses
専攻共通科目	Common Course of Division
プログラム専門科目	Course of Program
プログラム講義科目	Lecture Subject

(reference) How to check the bulletin board "Momiji"

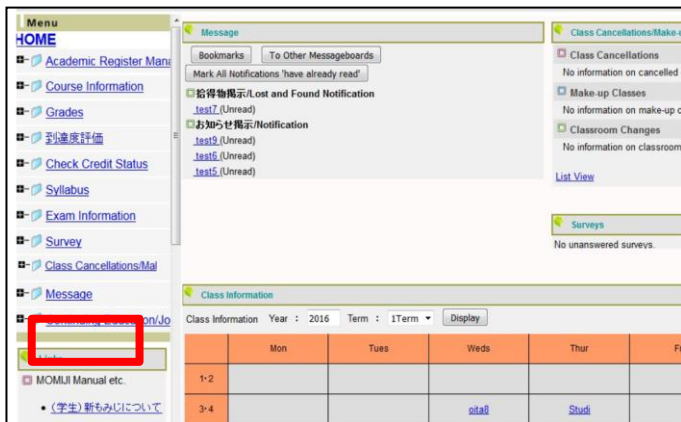
The university informs important notices and information on the bulletin board system called "Momiji"

There may be important communications regarding the class.
Please check daily.

* Please note that any loss or damage caused by not checking in with Momiji will be your own responsibility.

● Log in to [My Momiji](#) and click on "Message".

"View Message board" screen.



List of Unread Messages

You have 2 unread messages. [Refresh](#)

● For more details, click the name of the message type name.

Date Posted	Title	Message Type	Faculty/Department /Institution	Name	Display Period
2009/7/16 12:17:09	su4076.75.1	個人番号 /Personal Information	経済学部	広島 花子	2009/7/16 ~ 2009/8/10
2009/7/16 16:52:40	su4076.75.2	個人番号 /Personal Information	経済学部	広島 花子	2009/7/16 ~ 2009/8/10

List of Message Types

● For more details, click the name of the message type name.

Message Type	# of Messages
Class Message Board	-
授業履修/Class Information	0 (Unread 0)
個人番号/Personal Information	5 (Unread 2)
学号/Student Number	0
教育課程等/General Education Information	2
お知らせ/Notice	67
施設/校舎等/Message from the Campus Center	2
指導員/Instructor and Counselor	1

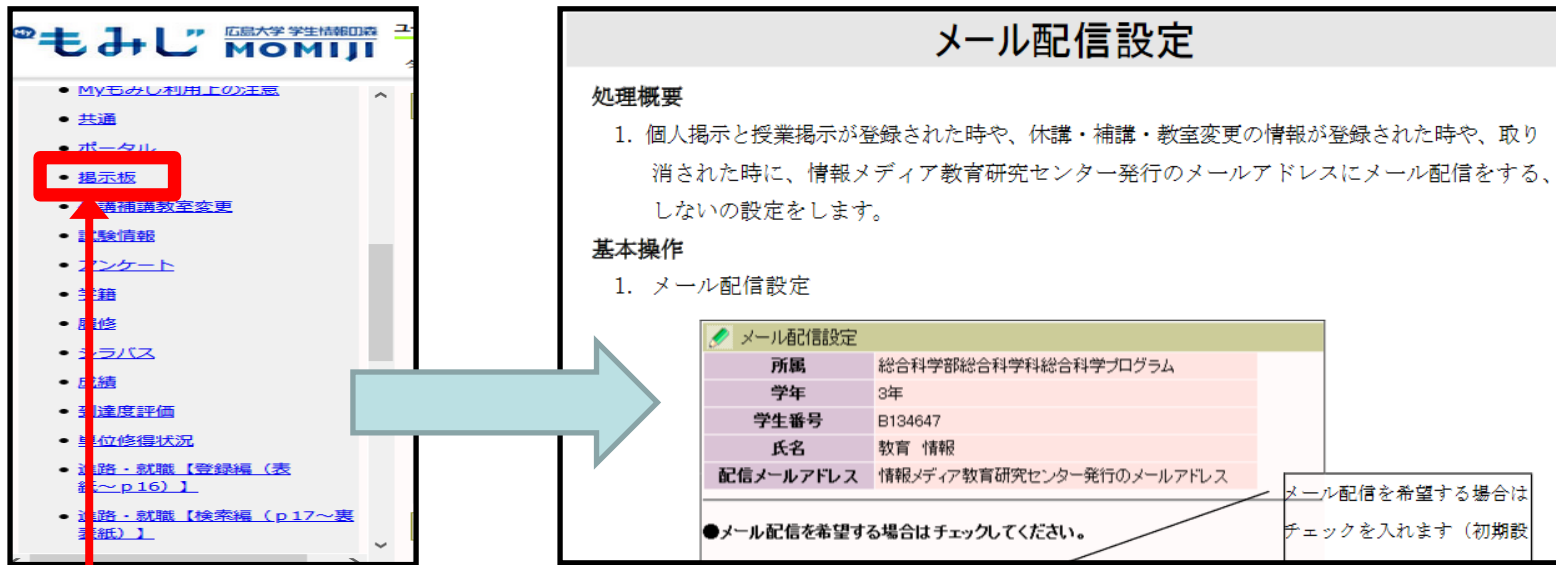
Unread messages for Class Information and Personal Information will be shown here. (Unread messages for the entire faculty or the entire school will not be shown.)

Number of messages for each message type will be indicated. Number of unread messages will also be indicated for Class Information and Personal Information.

Please be sure to check "Class Information" and "Personal Information" and "Message from your Faculty, School".

(reference) Email forwarding function of the bulletin board

- There is a function to forward messages in personal and class bulletins to your email.
- For further information, see 'Message' in the lower left link of the My Momiji, and please set up.



The image shows a screenshot of the 'My Momiji' website navigation menu on the left. The '掲示板' (Bulletin Board) link is highlighted with a red box. A large blue arrow points from this link to a screenshot of the 'メール配信設定' (Email Distribution Settings) page on the right.

メール配信設定

処理概要

1. 個人掲示と授業掲示が登録された時や、休講・補講・教室変更の情報が登録された時や、取り消された時に、情報メディア教育研究センター発行のメールアドレスにメール配信をする、しないの設定をします。

基本操作

1. メール配信設定

メール配信設定	
所属	総合科学部総合科学科総合科学プログラム
学年	3年
学生番号	B134647
氏名	教育 情報
配信メールアドレス	情報メディア教育研究センター発行のメールアドレス

●メール配信を希望する場合はチェックしてください。

メール配信を希望する場合はチェックを入れます (初期設

The above manual can also be found [here](#).

↑ Available for reference from April 2 onwards.

(However, you will need your Hiroshima University password.)

*Log in with your [Hiroshima University email address](#) and Hiroshima University password.

(reference) Number of possible years of study

Division		Program	Standard length of study	Possible years of study
Master's Course	Division of Integrated Health Sciences	Program of Health Sciences	2 years	4 years
		Program of Medicinal Sciences		
		Program of Public Health		
		Program of Medical Physicist		
		Program of Biomedical Science		
Doctoral Course	Division of Integrated Health Sciences	Program of Health Sciences	3 years	6 years
		Program of Medicinal Sciences		
		Program of Biomedical Science		
	Division of Biomedical Sciences	Program of Medicine	4 years	8 years
		Program of Dental Sciences		
		Program of Pharmaceutical Sciences		
		Program of Radiation Biology and Medicine		

※Those numbers do not include the leave of absence

(reference) Procedures for Leave of Absence and Withdrawal

- After receiving approval for your leave of absence or withdrawal by your Chief Academic Supervisor, submit the form by the end of the month before the date you wish to take a leave of absence or withdraw from the university.
- Absence and Withdrawal will not be approved if tuition fees and other charges that you should pay are not paid in full.

【Notes on Leave of Absence】

- If you are unable to attend school for 3 months or longer due to unavoidable circumstances, you may take a leave of absence.
- The period of leave of absence is between 3 months and 1 year.
- If the leave of absence is to be extended due to special circumstances, the leave of absence must be renewed before the end of the leave of absence period.
- The period of continuous leave of absence is limited to two years.
- After the leave of absence expires, the student is automatically reinstated and tuition fees will be charged. (The office will not notify you when you return to school.)

※Please check your own student status.

Please note that any disadvantage of the student's situation due to lack of confirmation is your responsibility.

It is also available from smartphones and Androids ↓ See HP
Please refer to the "Change of Student Status" section.

<https://www.hiroshima-u.ac.jp/bhs/adse/student/handbook/formats/change/status>

(reference) Tuition fee payment

- Tuition transfer forms will be sent to you in the latter half of April.
- It will be sent to you or the financial supporter who has been notified at the time of admission procedures.
- **If the payment is not confirmed by the end of school year (next March 31), the university will remove the student.**

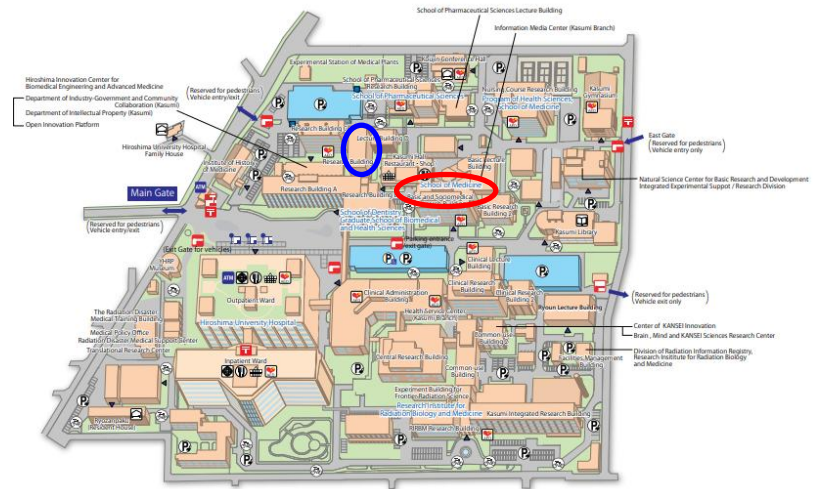
*Students who apply for [Tuition Fee Exemption](#) shall delay their tuition fee payment until they receive notice of the results. **(Reservations required)** .

You can issue your own Certificate of Enrollment, Certificate of Expected Graduation, Health Checkup Certificate, Student Discount Certificate, and Certificate of Academic Records.

A student ID card and Hiroshima University password are required for issuance.

Installation location

- 1F, Basic and Sociomedical Research Building
- 2F, Building C in the School of Dentistry
(Monday – Friday 8:30 - 21:30)
(Saturday 8:30 - 17:00)



※Some certificates can be issued at convenience stores using online applications.

(Please check the [Certificate Issuance Service at Convenience Stores \(for current students\) website](#) for more information.)

※Up to 20 [Student Discount Certificates](#) may be issued per person per year.

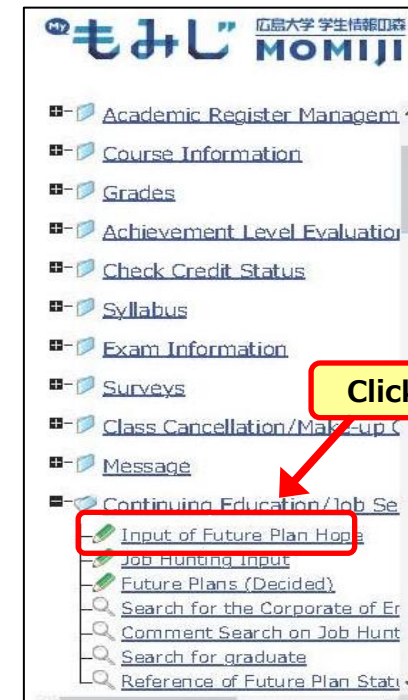
(reference) Input of Future Plan Hope

(By October 31 of the year of completion!)

If you have not entered your future plan hope, you will not be able to output the "Certificate of Expected Graduation" from the automatic certificate issuing machine. Please refer to the following procedure.

How to enter the information

- ① Login to "[My Momiji](#)"
- ② Click "Continuing Education/Job Search Information"
> "Input of Future Plan Hope"
- ③ Enter the information according to the guidance



Career and Employment System Guide ↓

https://hiroshimauniv-my.sharepoint.com/:b:/g/personal/koubou_hiroshima-u_ac_jp/EV3XFasnhZJBorQsRP_BA6lByr9n74UgVt3pfOSTd2UBJw?e=dfhlXi

↑ Available for reference from April 2 onwards (However, you will need your Hiroshima University password.)

*Log in with your [Hiroshima University email address](#) and Hiroshima University password.

(reference) Future Plans (Decided)



(Promptly enter after receiving an informal offer of employment)

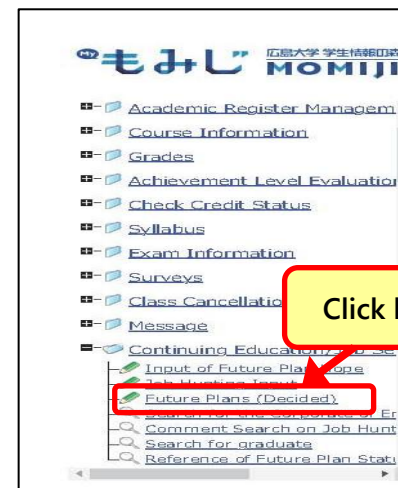
Hiroshima University is confirming students' career path after completion.

All students are required to enter their career path.

As soon as you receive a (even unofficial) job offer from your desired company, please register it in the system.

How to enter the information

- ① Login to "[My Momiji](#)"
- ② Click "Continuing Education/Job Search Information"
> "Future Plans (Decided)"
- ③ Enter the information according to the guidance



Career and Employment System Guide ↓

https://hiroshimauniv-my.sharepoint.com/:b:g/personal/koubou_hiroshima-u.ac.jp/EV3XFasnhZJBorQsRP_BA61Byr9n74UgVt3pfOSTd2UBJw?e=dfhlXi

↑ Available for reference from April 2 onwards (However, you will need your Hiroshima University password.)

*Log in with your [Hiroshima University email address](#) and Hiroshima University password.



(reference) Personal Accident Insurance, PAS, Liability Insurance coupled with PAS

Personal Accident Insurance, PAS

...All students automatically will be insured at the cost of Hiroshima University.
(This will be given to you when your student ID card is handed out.)

Liability Insurance coupled with PAS

...This is voluntary but strongly recommended to purchase.



It is also available from smartphones. ↓ See HP

<https://momiji.hiroshima-u.ac.jp/momiji-top/en/life/insurance.html>

Please be sure to watch the video below to understand Japanese traffic rules.



It is also available from smartphone.

https://hiroshimauniv-my.sharepoint.com/:v:/g/personal/koubou_hiroshima-u_ac_jp/Ee0vvfC4UfBKjXLeNp9NpelBH_SAXuKeEkPUCmYivfChZw?e=I14dOa

↑ Available for reference from April 2 onwards (However, you will need your Hiroshima University password.)
*Log in with your [Hiroshima University email address](#) and Hiroshima University password.

Hiroshima University will be entirely smoke-free from January 2020.

- Anti-Smoking Initiatives

<https://www.hiroshima-u.ac.jp/en/about/initiatives/kinen>

- Hiroshima University Basic Policy regarding a Total Smoking Ban on its Campuses

https://momiji.hiroshima-u.ac.jp/momiji-top/life/202501_Hiroshima%20University%20Basic%20Policy%20regarding%20a%20Total%20Ban%20on%20Smoking%20on%20its%20Campuses.pdf



(Only for those advancing from the master's program to the doctoral program within Hiroshima university*)

Your previous HU account in master's course①

*In this page, 'Your previous HU account in master's course' refers to those who have graduated from the Hiroshima University's master's course and have continued on to a doctoral course (3 years) or a doctoral course (4 years).

- Regarding the expiration date of your HU account in master's course

you can use the services associated with your previous account, such as your email address, for 30 days after your master's course graduation. If you apply for an extension within 30 days after your graduation, you can use the previous account for up to 90 days.

- Transferring data from your previous account to your new account

Please refer to the below for instructions on how to transfer email data, Microsoft contacts and OneDrive data.

(Reference) Can I transfer my email data from my pre-college account to my new account?

→ How to transfer email data

(Reference) Can I transfer my Microsoft 365 contacts from my pre-university account to my post-university account?

→ How to transfer contacts to Microsoft 365

(Reference) Can I transfer my OneDrive data from my pre-college account to my post-college account?

→ How to migrate and unsync your OneDrive data.



(Only for those advancing from the master's program to the doctoral program within Hiroshima university*)

Your previous HU account in master's course ①

• Changing account information for Office products

If you installed Office products with a comprehensive license before entering the doctoral course, you need to sign in again with the new account instead of the previous one.

(Below, for Windows 10 users only)

Also, if you are using Windows 10, click the start button in the bottom left of the screen, click the gear icon (Settings), and if there is information for "****(Your previous account) @hiroshima-u.ac.jp" in "Accounts" → "Access work or school," be sure to "Disconnect."

***If you are still signed in to Office with your previous account, you may not be able to watch lecture videos and/or join Teams with restricted access, therefore, we recommend that you change your account information to your new one!**

*The explanations given so far are excerpts from the contents of the pages for those who have progressed to higher education on the Information Media Centre's website. For all content, please refer to the following URL.

(Reference : <https://www.media.hiroshima-u.ac.jp/services/procedures/post-graduate/>)

* Please contact the Information and Media Centre if you have any questions.

■ The information media center (Basic Lecture Building 1F)

<https://www.media.hiroshima-u.ac.jp/services/pc-room/#place-openhours>

■ The library

<https://www.lib.hiroshima-u.ac.jp/?lang=en>

