

世界をリードする教育研究拠点を目指して

Striving to become a leading global center of educational and research excellence

研究科長挨拶

Message from the Dean

近年、生命科学研究は著しい進展を遂げています。原子・分子レベルで生体分子の構造と機能を理解しようとする還元論的なアプローチにより、大きな成果を上げてきました。これらの知見をもとにして構成論的なアプローチが可能になり、人工知能などの情報科学と連携しながら、特定の機能を有するタンパク質などの生体分子機械を自在に設計・応用することが可能となってきました。また、生物をシステムとして理解することが可能になり、細胞の人工的な創出も試みられるようになってきました。このように、「生命を理解し、創り、利用する」研究サイクルが急速に展開しています。特に、ゲノム編集技術の進歩により、基礎研究と農業・医療への応用の距離が大幅に縮まりました。

こうした変化に対応するためには、生命科学に関する多様で膨大な知識を獲得し、体系化し、活用することが求められます。広島大学は、既存の枠組みにとらわれることなく広い視野をもち、発展・変革し続ける生物学・生命科学の分野で社会に貢献する人材を育成するため、2019年に「統合生命科学研究科」を創設しました。本研究科では、理学・工学・農学・医学の各分野において細分化した生物学・生命科学を有機的に連携し、学生が特定の専門分野に偏ることなく、幅広い知識と能力を習得できるようにしています。そのため、生物工学、食品生命科学、生物資源科学、生命環境総合科学、基礎生物学、数理生命科学、生命医学の7つの学位プログラムを統合し、一つの専攻として設置しました。本研究科は、生命科学研究の世界トップレベルの教育・研究体制を構築し、次世代の社会に貢献できる人材の育成を目指しています。



統合生命科学研究科長 Dean, Graduate School of Integrated Sciences for Life
船津 高志 FUNATSU Takashi

In recent years, research in life sciences has made remarkable progress. The reductionist approach, which aims to understand the structure and function of biomolecules at the atomic and molecular levels, has achieved significant success. Based on these findings, a constructive approach has become feasible, enabling the precise design and application of biomolecular machines, including functional proteins, through collaboration with information sciences, including artificial intelligence. Additionally, understanding biological systems as integrated entities has advanced, enabling attempts to artificially create cells. As a result, the research cycle of “understanding, creating, and utilizing life” has been rapidly evolving. In particular, advancements in genome editing technology have significantly bridged the gap between fundamental research and its applications in agriculture and medicine.

In respond to these changes, it is essential to acquire, systematize, and effectively utilize the vast and diverse body of knowledge in life sciences. Hiroshima University established the Graduate School of Integrated Sciences for Life in 2019 to foster individuals who contribute to society in the evolving fields of biology and life sciences, without being constrained by conventional academic boundaries. This graduate school integrates specialized fields within science, engineering, agriculture, and medicine, enabling students to acquire broad knowledge and skills beyond a specific specialized field. To this end, we have integrated seven degree programs — Biotechnology, Food and AgriLife Science, Bioresource Science, Life and Environmental Sciences, Basic Biology, Mathematical and Life Sciences, and Biomedical Science — into a single major. Our goal is to establish a world-class educational and research environment for life sciences and to foster future leaders who will contribute to the advancement of society.

CONTENTS

Program of Biotechnology

生物工学プログラム

P.04~P.10

Program of Food and AgriLife Science

食品生命科学プログラム

P.11~P.19

Program of Bioresource Science

生物資源科学プログラム

P.20~P.28

Program of Life and Environmental Sciences

生命環境総合科学プログラム

P.29~P.34

Program of Basic Biology

基礎生物学プログラム

P.35~P.39

Program of Mathematical and Life Sciences

数理生命科学プログラム

P.40~P.45

Program of Biomedical Science

生命医科学プログラム

P.46~P.50

生物工学プログラム Program of Biotechnology

「生物工学プログラム」では、「バイオと物質科学の融合」による新たな知を創造し、環境保全・環境修復、グリーンエネルギー、健康・長寿など様々な社会的要請を実現するバイオテクノロジー分野のイノベーションの加速化を目指します。このプログラムでは、微生物から高等生物までを含む様々な生物の分子・代謝機能を解明するとともに、異分野との協働の可能性を含めて、その機能を工学的視点から総合的かつ俯瞰的にとらえることにより、グローバル規模での多様な社会的要請に対して柔軟に対応し、迅速な産業応用を可能とする高度職業人を育成します。

The Program of Biotechnology aims to create new knowledge through the merger of bioscience and material science, and thereby accelerates innovation to meet various global social needs, including environmental conservation and remediation, green energy, and health and longevity. This program is designed to produce highly specialized professionals equipped with the ability to elucidate molecular and metabolic functions of various organisms from microorganisms to complex organisms, and also understand research findings comprehensively and interdisciplinarily through a technical and engineering perspective including collaboration with different research fields, thereby responding to diverse social demands on a global scale flexibly through rapid industrial application.

生物資源科学プログラム Program of Bioresource Science

「生物資源科学プログラム」では、動植物科学と水産海洋学の学問分野をコアとした教育・研究を行います。生物資源である産業動物、植物、そして水域生物は、食料資源として人間生活に必須です。生物資源を持続的に生産するには陸域と水域の生物資源群の相互関係を総合的に理解し、生物圏における多様性と環境調和を維持しなければなりません。本プログラムでは、生物圏を俯瞰した生物資源の機能開発、生産機構の解明、先進技術の開発に係る教育・研究を行い、品質と安全性に優れた食資源の増産および安定的な供給や、自然環境と人間生活の豊かさを向上させるための生物資源の応用等の分野で貢献できる人材を育成します。

The Program of Bioresource Science provides educational and research activities with animal & plant sciences and fisheries & oceanographic sciences as the core. The biological resources of farm animals, plants and aquatic organisms are important food sources for human life. To maintain sustainable yields of biological resources, it is imperative to comprehensively understand the intimate relationships between groups of terrestrial and aquatic biological resources, preserve biodiversity, and achieve harmony with nature. This program offers learning and research opportunities, from a holistic perspective of the biosphere, in the development of functions of biological resources, the elucidation of production mechanisms, and the development of advanced technology, with the aim of training human resources who can play an active role in increasing the production and securing a stable supply of food resources superior in quality and safety, and in promoting the application of biological resources to protect the natural environment and enrich people's lives.

基礎生物学プログラム Program of Basic Biology

「基礎生物学プログラム」では、種々の培養細胞やモデル生物、あるいは自然界に自生する動植物を対象にして、ゲノム情報・ゲノム編集・1細胞イメージング・ナノ/マイクロ技術などの最新手法を用いて、生物学の根本的課題の解明をめざす様々な教育・研究が行われており、成果の一部は、すでに医学界・産業界に活用されています。このような経歴を持つ教員陣からなるプログラムでは、学生は生命の謎を解き明かす研究の最前線に加わることができます。これにより、生物学だけでなく幅広い分野の基礎研究から応用研究までシームレスに対応できる人材を育成します。

The Program of Basic Biology provides various educational and research activities aimed at addressing fundamental issues in biology, by applying the latest technologies (genome information, genome editing, single-cell imaging, nanotechnology, microtechnology, etc.) to various cultured cells, model organisms, and animals and plants that grow wild in the world of nature. Some successful results have already been applied to medical science and industry. The education and research provided by experienced faculty members specializing in these research themes provide students the chance to explore the frontiers of the mysteries of life. This program is designed to develop human resources equipped with the abilities required to engage seamlessly in fundamental and applied research activities in biology and various other fields.

数理生命科学プログラム Program of Mathematical and Life Sciences

最近の計算科学・データ科学の発展とその諸科学分野への全方面的展開、および生命科学における定量的計測技術の進歩によって、数理科学との協働は生命科学諸分野の研究遂行に不可欠となりつつあります。「数理生命科学プログラム」では、生命・分子・数理科学における幅広い学識と高度な専門性を基に、さらにそれらを融合することにより、新しい学問領域の創成とその教育・研究を目指します。基礎と応用を包含する幅広い生命科学諸分野と連携することで、世界に類を見ない生命科学の展開を目指し、生命現象を支配する原理を普遍的かつ解析的に捉えることのできる人材を育成します。

Recent decades have seen rapid advances in computing and data science, their wide application to other scientific fields, and the progress of quantitative measurement technology in life science. To respond to such advances, it is imperative for the various life science fields to promote collaboration and cooperation with mathematical science. The Program of Mathematical and Life Sciences aims to create a new academic discipline by merging an extensive knowledge of and advanced expertise in life science, molecular science and mathematical science, and to provide learning and research opportunities in this new academic field. By taking full advantage of synergistic interaction with a wide range of life science-related areas, from the basics to application, this program is committed to bringing innovation to the life sciences and fostering human resources who can pursue the principles governing life phenomena from a universal and analytical perspective.

食品生命科学プログラム Program of Food and AgriLife Science

安全性と機能性に優れた食品を開発するためには、食品科学をはじめ、分子生物学から環境科学に至るまでの基礎および応用生命科学を融合的かつ俯瞰的に理解することが必要です。また食品の高付加価値化を図るとともに、生物圏環境を見据えた食料の安定的かつ持続的な供給を目指すには、食資源を分子・細胞・個体・集団の視点から多角的に捉えることが求められます。「食品生命科学プログラム」では、食品科学・応用生命科学の学問分野をコアとして教育・研究を推進することで、食品開発や人間生活に応用される農業、有用生物の機能解明や開発・生産管理等の分野で貢献できる人材を育成します。

The development of foods superior in safety and functionality requires a holistic and multi-disciplinary approach to basic and applied life science—from food science to molecular biology and environmental science. To create high value-added food products and enable a stable and sustained food supply with an eye toward the biosphere environment, it is necessary to consider food resources from various perspectives—at molecular, cellular, individual and population levels. The Program of Food and AgriLife Science is designed to promote educational and research activities centered on food science and applied life science, and thereby nurture human resources who can play an active role in uncovering the function of beneficial organisms in agriculture, developing such organisms, and controlling their production, so that they can be applied to food development and other aspects of everyday life.

生命環境総合科学プログラム Program of Life and Environmental Sciences

「生命環境総合科学プログラム」では、分子レベルから環境・生態までの広い基礎分野と、応用分野としての農学を包含した生命系科学全般への教育を展開するとともに、分野横断型プログラムとして、生命科学の枠を越えた文理融合、学際的な教育・研究を展開します。そして、マイクロ系(分子、ゲノム)、複雑系(脳、共生)、マクロ系(生態、地球表層圏)にわたるバランスの良い教育と、その中の一分野の深い教育・研究、さらに医学、農学、生命工学等の応用分野や社会実装の視点とセンスを涵養することで、総合的・融合的な視野と高い専門性と研究能力を併せ持つ研究者、教育者、分野を超えたリーダーを育成します。

The Program of Life and Environmental Sciences features education that encompasses a wide range of basic fields, from the molecular to ecosystem levels, and education in applied life science in general, including agronomics. Furthermore, the Program provides interdisciplinary educational and research activities that bring together the humanities/arts and sciences, beyond the boundaries of life science. Its well-balanced curriculum covers micro systems (molecules, genomes, etc.), complex systems (brain, symbiosis, etc.) and macro systems (ecosystems, the earth's outer atmosphere, etc.). At the same time, the curriculum is designed for students to develop a high level of specialized knowledge and research capabilities in a specific field. Emphasis is also placed on the development of a multidisciplinary perspective (covering the application fields of medicine, agriculture, and life engineering) and a viewpoint towards social implementation. The program's objective is to train students as researchers, educators, or multidisciplinary leaders who have holistic perspectives and a high level of specialized knowledge and research abilities.

生命医科学プログラム Program of Biomedical Science

超高齢社会を迎えた我が国において、高度先進医療の更なる充実と発展に対する期待は益々高まっています。同時に、基礎生命科学の進展も目覚ましく、それら知見・発見のいち早い臨床応用が求められています。「生命医科学プログラム」では、広島大学の多様な生命科学系・医療科学系教員を結集し、医療科学の現場を意識した基礎生命科学教育を行います。これにより、基礎生命科学から医療科学に渡る広範な生物・生命系研究領域および関連産業分野の知識と研究実践力を習得し、社会的要請に柔軟に対応できる人材を育成します。

As Japan is experiencing a "super-aging" society, the demand for advanced medical care continues to rise. In addition, it is greatly expected that the latest findings of basic life science are rapidly applied to the clinical application. In the Program of Biomedical Science, we bring together various faculty members of Hiroshima University and provide basic life science education from a medical perspective. We aim to develop talented persons who can flexibly respond to social demands with the knowledge and practical research skills acquired from a wide range of biological and life science research fields—from basic life science to medical science and related industrial fields.

生物工学プログラム | 教員紹介

Program of Biotechnology



あき つねひろ
秋 庸裕 教授 / AKI Tsunehiro Professor


有用油脂を生産する微生物のゲノム育種とその健康食品、化粧品、医薬品、化学品やバイオエネルギー供給への応用展開をめざした研究を行っています。

We are conducting research aimed at genome breeding of microorganisms that produce useful fats and oils and their application to the fields of health foods, health care materials, cosmetics, pharmaceuticals, chemicals, and bioenergy.

keywords: biorefinery, biomass, carbon recycle, enzyme, lipid, microorganism

- 1.Improvement of fatty acid productivity of thraustochytrid, *Aurantiocytrium* sp. by genome editing. J. Biosci. Bioeng., 131, 373-380 (2021)
- 2.Metabolite profile analysis of *Aurantiocytrium limacinum* SR21 grown on acetate-based medium for lipid fermentation. J. Oleo Sci., 68, 541-549 (2019)
- 3.Isolation of high carotenoid-producing *Aurantiocytrium* sp. mutants and improvement of astaxanthin productivity using metabolic information. J. Oleo Sci., 67, 571-578 (2018)

研究者総覧



あらかわ けんじ
荒川 賢治 教授 / ARAKAWA Kenji Professor

放線菌は、多くの有用な抗生物質(二次代謝産物)を生産する。生化学・有機化学・分子生物学を駆使して、抗生物質の生合成遺伝子群を解析・操作し、新規抗生物質の創製や生産制御機構の解明などを目指している。

Actinobacteria produces a wide variety of valuable secondary metabolites including antibiotics. Our group focuses on creation of novel bioactive compounds through genetic engineering of their biosynthetic and regulatory genes, using biochemistry, organic chemistry, and molecular biology.

keywords: biosynthesis, regulatory gene, secondary metabolite, antibiotic, actinobacteria

- 1.Functional analysis of P450 monooxygenase SrrO in the biosynthesis of butenolide-type signaling molecules in *Streptomyces rochei*. Biomolecules, 10, 1237 (2020).
- 2.SrrB, a pseudo-receptor protein, acts as a negative regulator for lankacidin and lankamycin production in *Streptomyces rochei*. Front. Microbiol., 11, 1089 (2020).
- 3.The genome sequence of *Streptomyces rochei* 7434AN4, which carries a linear chromosome and three characteristic linear plasmids. Sci. Rep., 9, 10973 (2019).

研究者総覧



おかむら よしこ
岡村 好子 教授 / OKAMURA Yoshiko Professor

海洋細菌の多様性と高機能性に注目し、その有用遺伝子利用のための画期的な遺伝子検出技術・遺伝子合成技術を開発した。また、生物機能を利用して、廃棄物から金属結晶合成やバイオプラスチック原料生産も行っている。

We have focused on the diversity and high functionality of marine bacteria, and developed innovative gene detection and gene synthesis technologies in order to utilize their useful genes. In addition, we have studied on metal mineralization, production of biopolymers and chemical building blocks using wastewater and biomass through bioconversion process.

keywords: marine bacteria, RHa-RCA, gene synthesis technology, metal mineralization, biopolymers, chemical building blocks

- 1.Nonribosomal Peptide Synthetase Specific Genome Amplification Using Rolling Circle Amplification for Targeted Gene Sequencing. Int. J. Mol. Sci. 25, 5089. (2024)
- 2.Characterization of biogenic lead sulfide quantum dots. Int. J. Mol. Sci. 24: 14149 (2023)
- 3.Screening of neutrophil activating factors from a metagenome library of sponge-associated bacteria. Mar. Drugs 19: 427 (2021)

研究者総覧





かわもと せいじ

河本 正次 教授 / KAWAMOTO Seiji Professor

健康と医療のバイオテクノロジー:アレルギー発症機構解明と創薬分子標的探索/食と免疫による加齢難病制御

My lab focuses on healthcare biotechnology. Ongoing projects are: 1) Immune regulation of age-related disorders, 2) Development of diagnostics and immunotherapeutics for allergy, and 3) Prevention of proinflammatory disorders by food factors.

keywords: allergy, food factors, healthcare biotechnology, immunology

1. Influences of maternal factors over offspring allergies and the application for food allergy. *Front. Immunol.* 10, 1933 (2019)
2. Der f 35: an MD-2-like house dust mite allergen that cross-reacts with Der f 2 and Pso o 2. *Allergy* 72, 1728 (2017)
3. Der f 34, a novel major house dust mite allergen belonging to a highly conserved Rid/YjgF/YER057c/UK114 family of imine deaminases. *J. Biol. Chem.* 291, 21607 (2016)

研究者総覧



くろだ あきお

黒田 章夫 教授 / KURODA Akio Professor

無機固体や有機固体など様々な界面と結合するペプチドを選択し、応用すること。具体的にはアスベスト検査やエクソソームの単離、半導体バイオセンサーへ展開している。

Creation of new proteins/peptides that bind to inorganic/organic surfaces by evolutionary molecular engineering. For example, we created an asbestos-binding protein and applied it to asbestos detection (biosensing) in environments. We also created a membrane-binding peptide in order to isolate extracellular membrane vesicle (exosome, microvesicles).

keywords: protein engineering, evolutionary molecular engineering, inorganic/organic surfaces, biosensing, asbestos, exosome, microvesicles

1. Application of peptides with an affinity for phospholipid membranes during the automated purification of extracellular vesicles. *Sci. Rep.*, 10, 18718 (2020)
2. Live-cell imaging of macrophage phagocytosis of asbestos fibers under fluorescence microscopy. *Genes Env.*, 41, 14-25 (2019)
3. Rapid on-site detection of airborne asbestos fibers and potentially hazardous nanomaterials using fluorescence microscopy-based biosensing. *Biotechnol J.* 11, 757-767 (2016)

研究者総覧



なかしまだ ゆたか

中島田 豊 教授 / NAKASHIMADA Yutaka Professor


カーボンリサイクル社会の実現を目指し、ライフサイクルアセスメントに基づく研究計画を策定し、再生可能資源、および再生可能エネルギーと二酸化炭素を基質とするバイオリファイナリープロセスを開発しています。

Aiming to realize a carbon recycling society, we make research plans based on life cycle assessment and developing several biorefinery processes using biomass, renewable energy and carbon dioxide.

keywords: carbon recycling society, biorefinery, renewable energy

1. Thermophilic ethanol fermentation from lignocellulose hydrolysate by genetically engineered *Moorella thermoacetica*/Bioprocess. Technol./2017
2. Semi-continuous methane production from undiluted brown algae using a halophilic marine microbial community/Bioprocess. Technol./2016
3. Improved methane fermentation of chicken manure via ammonia removal by biogas recycle/Bioprocess. Technol./2010

研究者総覧



ひろた りゅういち

廣田 隆一 教授 / HIROTA Ryuichi Professor

生命の必須元素である「リン」の代謝メカニズムと、その生物循環における役割を研究している。また、これらの知見を、リン資源の有効活用、効率的な物質生産やバイオセーフティ技術に応用する研究も展開している。

We are interested in the phosphorus metabolism of microorganisms and their contribution to global phosphorus cycling in terrestrial and aquatic environments. Based on the obtained knowledge in combination with synthetic biology, we are developing novel environmental biotechnologies for phosphorus resource management and bacterial cell growth control for biosafety measures.

keywords: phosphate, phosphorus cycling, bacteria, cyanobacteria, environmental biotechnology, synthetic biology, biosafety

1. Synthetic phosphorus metabolic pathway for biosafety and contamination management of cyanobacterial cultivation. *ACS Synth. Biol.* 7(9): 2189-2198 (2018)
2. A novel biocontainment strategy makes bacterial growth and survival dependent on phosphite. *Sci. Rep.* 7:44748 (2017)
3. Bacterial phosphate metabolism and its application to phosphorus recovery and industrial bioprocesses. *J. Biosci. Bioeng.* 109:423-432 (2010)

研究者総覧





みずぬま まさき
水沼 正樹 教授 / MIZUNUMA Masaki Professor

モデル生物(酵母と線虫)を用いて**寿命メカニズム**の解明に取り組んでいる。特に、代謝産物による老化防止、健康長寿に着目し、その成果を、**医薬のみならず食品分野**へと応用展開させることを目的としている。

Using model organisms (yeast and nematode), we are elucidating the mechanism of lifespan. In particular, we focus on the prevention of aging and healthy longevity by metabolites, and aim to apply them not only to medicine but also to the food field.

keywords: *S. cerevisiae*, *C. elegans*, aging, lifespan

- 1.Regulatory mechanism of cold-inducible diapause in *Caenorhabditis elegans*. *Nat. Commun.* 15: 5793 (2024)
- 2.S-adenosyl-L-homocysteine extends lifespan through methionine restriction effects. *Aging Cell* 21: e13604 (2022)
- 3.Role of calcineurin and Mpk1 in regulating the onset of mitosis in budding yeast. *Nature* 392: 303-306 (1998)

研究者総覧



あおい よしてる
青井 議輝 准教授 / AOI Yoshiteru Associate Professor

難培養・未培養微生物の理解・利用を目指して、革新的な**分離培養手法**の開発と未知増殖制御機構(培養できない理由)の解明に取り組んでいます。得られた成果の**医薬・環境**など幅広い分野への応用展開も図っています。

Most microorganisms in nature are not readily cultivable in the laboratory. This is the biggest impediment for understanding and application of environmental microorganisms. My research focuses on 1) innovations for microbial cultivation, 2) cultivation of uncultivated microorganisms, and 3) puzzling out the mechanism for "microbial uncultivability" of environmental microorganisms.

keywords: uncultivable microorganisms, isolation, microbial dormancy, growth controlling network

- 1.Isolation of sublineage I *Nitrospira* by a novel cultivation strategy/*Environ. Microbiol.*/2014
- 2.In Situ Cultivation Allows for Recovery of Bacterial Types Competitive in Their Natural Environment/*Microb. Environ.*/2016
- 3.Isolation of Microorganisms Using Sub-Micrometer Constrictions/*PLOS One*/ 2014

研究者総覧



いけだ たけし
池田 丈 准教授 / IKEDA Takeshi Associate Professor

無機固体である**シリカ**(SiO_2)を細胞内で形成する細菌を発見し、そのメカニズムの解析を進めている。生物のシリカ形成機構を解明し、新たな**バイオ融合マテリアル開発**に応用することを目指している。

My current research focuses on bacterial biosilicification (silica biomineralization), the biological process through which soluble silicic acid, $\text{Si}(\text{OH})_4$, is polymerized intracellularly and deposited as insoluble silica, SiO_2 . I am also working for the development of new biomaterials by integrating biomolecules with silicon-based materials (including semiconductor devices).

keywords: biosilicification, biomaterial fabrication, silica

- 1.Discovery of long-chain polyamines embedded in the biosilica on the *Bacillus cereus* spore coat. *J. Biosci. Bioeng.* 173: 254-259 (2024)
- 2.Bacterial biosilicification: a new insight into the global silicon cycle. *Biosci. Biotechnol. Biochem.* 85: 1324-1331 (2021)
- 3.The C-terminal zwitterionic sequence of CotB1 is essential for biosilicification of the *Bacillus cereus* spore coat. *J. Bacteriol.* 198: 276-282 (2016)

研究者総覧



かとう せつ
加藤 節 准教授 / KATO Setsu Associate Professor

微生物細胞はどのようにして生存のための恒常性を維持し、そしてどのような過程を経て死滅するのでしょうか。細胞の**生と死の境界**がどこにあるのかを知るため、**1細胞観察**と定量解析を組み合わせて研究しています。

How do microbial cells maintain cellular homeostasis for proliferation? Which kind of processes do they go through when they die? We aim to clarify the boundary of life and death and find the principles of life. These findings will help us to create useful host cells for bioprocess.

keywords: microbial cells, single-cell observation

- 1.A constant size extension drives bacterial cell size homeostasis., *Cell*, 159: 1433-1446, 2014
- 2.Spatial self-organization resolves conflicts between individuality and collective migration., *Nat Commun.*, 9:2177, 2018
- 3.Cyclic di-GMP differentially tunes a bacterial flagellar motor through a novel class of CheY-like regulators., *eLife*, 6: e28842, 2017

研究者総覧





きたむら けんじ

北村 憲司 准教授 / KITAMURA Kenji Associate Professor

アミノ酸・オリゴペプチドによる微生物(酵母)の生理機能調節について、1)細胞膜輸送体の発現・活性制御や基質特異性の研究、2)増殖阻害など新規生理作用探索とその作用機構の解明、を調べています。

We investigate how amino acids and oligopeptides regulate physiological function of yeast cells; 1) regulation of amino acid/peptide transporter expression, 2) exploration of novel substrate of transporters, 3) unidentified physiological action of amino acids/dipeptides (e.g. growth inhibition) and its mechanism.

keywords: yeast, amino acid, oligopeptide, transporter, growth inhibition

- 1.Unique SNPs in the promoter of the peptide transporter gene PTR2 increase its expression in the *Saccharomyces cerevisiae* sake strain. FEBS Lett doi: 10.1002/1873-3468.70349 (2026)
- 2.Mitochondrial aspartate aminotransferase (maa1) inactivation causes glutamate-requiring glu1 mutation in *Schizosaccharomyces pombe*. MicroPub Biol doi: 10.17912/micropub.biology.001338 (2024)
- 3.Identification of ubiquitin-proteasome system components affecting the degradation of the transcription factor Pap1. Redox Biol 28: 101305 (2020)

研究者総覧



たじま たかひさ

田島 誉久 准教授 / TAJIMA Takahisa Associate Professor

バイオ変換を効率的に行うシンプル酵素触媒を開発している。中温性酵素を発見させた低温菌を中温で熱処理することで宿主の競合反応を抑え、有用物質が高生産される。これまでにポリマー素材の高収率生産を実現した。

My research interest is bioconversion using various kinds of enzymes. We have developed psychrophile-based simple biocatalysts (PSCats) to conduct efficient conversions. PSCats can produce the valuable compounds with high yields only by thermostable enzymes, which are heterologously expressed in psychrophilic cells whose metabolism is suppressed by heat treatment.

keywords: efficient bioconversion, simple biocatalyst, psychrophilic bacteria

- 1.Unexpectedly high thermostability of an NADP-dependent malic enzyme from a psychrophilic bacterium, *Shewanella livingstonensis* Ac10, J Biosci Bioeng, 132:445-450 (2021)
- 2.Accelerating itaconic acid production by increasing membrane permeability of whole-cell biocatalyst based on a psychrophilic bacterium *Shewanella livingstonensis* Ac10, J Biotechnol, 312:56-62 (2020)
- 3.Efficient production of 1,3-propanediol by psychrophile-based simple biocatalysts in *Shewanella livingstonensis* Ac10 and *Shewanella frigidimarina* DSM 12253, J Biotechnol, 323:293-301 (2020)

研究者総覧



なかの みやこ

中ノ 三弥子 准教授 / NAKANO Miyako Associate Professor


タンパク質翻訳後修飾の1つである糖鎖付加は、細菌やウイルスなどの病原体の感染、癌化、薬物耐性獲得などに関わっている。これらの生物学的な機序を質量分析装置などを用いた糖鎖構造解析法により解明する。

Glycosylation, which is one of the posttranslational modifications of proteins, is involved in infection by pathogens such as bacteria and viruses, cancer and acquisition of drug-resistance. We investigate these biological mechanisms with detailed analysis of glycan structures by mass spectrometry.

keywords: glycan, mass spectrometry, biomarker

- 1.Fucosylated haptoglobin promotes inflammation via Mincle in sepsis: an observational study. Nat Commun. 16(1):1342 (2025)
- 2.Dynamic movement of the Golgi unit and its glycosylation enzyme zones. Nat Commun. 15(1):4514 (2024)
- 3.Structural analysis of the GPI glycan. PLoS One. 16(9):e0257435 (2021)

研究者総覧



ふじえ まこと

藤江 誠 准教授 / FUJIE Makoto Associate Professor

バクテリアやファージ等の微生物と植物の相互作用の研究を行い、病害防除への応用を目指しています。また、有用物質を生産するために、微細藻類のゲノム編集技術を開発しています。

We are studying the interaction of microorganisms, such as bacteria and phages, with plants, with the aim of applying them to disease control. We are also developing genome editing technology for algae to produce useful substances, such as biodiesel or EPA.

keywords: algae, microorganisms, biodiesel, genome-editing

- 1.Zepp, a LINE-like retrotransposon accumulated in the *Chlorella* telomeric region. EMBO J. 16:3715-3723. (1997)
- 2.The involvement of a cysteine proteinase in the nodule development in Chinese milk vetch infected with *Mesorhizobium huakuii* subsp. regei. Plant Physiology.124: 1087-1095. (2000)
- 3.Monitoring growth and movement of *Ralstonia solanacearum* cells harboring plasmid pRSS12 derived from bacteriophage ϕ RSS1. J. Biosci. Bioeng., 109. 153 - 158. (2010).

研究者総覧





ふなばし ひさかげ

舟橋 久景 特定教授 / 准教授 / FUNABASHI Hisakage Professor (Special Recognition) / Associate Professor

生体分子や生細胞を機能性材料として捉え、**バイオデバイス**としての活用法を開拓する。タンパク質、核酸などを利用した**バイオセンシング分子**開発や、**生細胞応答測定法**、**生細胞機能制御法**の開発などを行っている。

Our research focuses on the utilization of biomolecules and living cells as functional materials to create biodevices. We are developing novel functional molecules such as biosensing molecules with proteins or nucleic acids. We are also exploring new methods to create, evaluate, and manipulate functional living cells.

keywords: biodevices, biosensing molecules, cellular devices

1. Electrochemical manipulation of the insulin secretion from pancreatic beta cells directly cultured on a PEDOT:PSS electrode, *Biosens. Bioelectron.*, 281, 117453 (2025)
2. Insulin sensor cells for the analysis of insulin secretion responses in single living pancreatic β cells, *Analyst*, 144, 3765-3772 (2019)
3. A split G-quadruplex-based DNA nano-tweezers structure as a signal-transducing molecule for the homogeneous detection of specific nucleic acids, *Biosens. Bioelectron.*, 74, 222-226 (2015)

研究者総覧



いしだ たけのり

石田 丈典 講師 / ISHIDA Takenori Associate Professor or Lecturer


生体分子(**ペプチド**など)と固体表面との**界面**を制御して、**バイオ**と異分野を繋ぐ研究を進めている。脂質二重層という有機的界面とペプチドとの相互作用を利用し、**エクソソーム**の精製技術の開発や研究を行っている。

My research connects biotechnology and different fields using biomolecules that interact with the surface of inorganic (asbestos) or organic (lipid bilayer). Recently, we are developing peptides that bind to the lipid bilayer of exosomes, which has the potential to be used in regenerative medicine, and applied it to exosome purification.

keywords: peptides, binding peptides, asbestos, exosome

1. Application of peptides with an affinity for phospholipid membranes during the automated purification of extracellular vesicles. *Sci Rep* . 10:18718 (2020)
2. Live-cell imaging of macrophage phagocytosis of asbestos fibers under fluorescence microscopy. *Genes Environ.* 41:14 (2019)
3. Rapid on-site detection of airborne asbestos fibers and potentially hazardous nanomaterials using fluorescence microscopy-based biosensing. *Biotechnol J* . 11:757 (2016)

研究者総覧



おがわ たかふみ

小川 貴史 助教 / OGAWA Takafumi Assistant Professor

モデル生物の**酵母**や**線虫**を用いて、①**栄養応答経路**が制御する**細胞成長・代謝・ストレス抵抗性**、および②**老化**によって栄養応答性が破綻するメカニズム、を研究し、老化における栄養応答機能の役割の解明を目指している。

Studying nutrient signaling in yeast *Saccharomyces cerevisiae* and nematode *Caenorhabditis elegans*, I investigate how it regulates cell growth, metabolism, and stress resistance. I also explore how nutrient responsiveness alters with age, aiming to understand its significance in aging processes.

keywords: yeast, nematode, aging, growth, metabolism, nutrient sensing

1. Nutrient control of growth and metabolism through mTORC1 regulation of mRNA splicing. *Molecular Cell* 84: 4558-4575.e8 (2024)
2. S-adenosyl-L-homocysteine extends lifespan through methionine restriction effects. *Aging Cell* 21: e13604 (2022)
3. Stimulating S-adenosyl-L-methionine synthesis extends lifespan via activation of AMPK. *Proceedings of the National Academy of Sciences of the United States of America* 113: 11913-11918 (2016)

研究者総覧



てしま あいこ

手島 愛子 助教 / TESHIMA Aiko Assistant Professor

微生物間コミュニケーションや生存戦略の解明を目指し、**放線菌ホルモン(シグナル分子)**と**放線菌**が生産する**抗生物質**などの**二次代謝産物**を研究しています。

Aiming to elucidate microbial communication and survival strategies, we study actinomycete hormones (signaling molecules) and secondary metabolites produced by actinomycetes, such as antibiotics.

keywords: actinomycete, signaling molecules, natural product

1. Discovery of antimalarial drugs from secondary metabolites in actinomycetes culture library. *Trop Med Health* 52: 47 (2024)
2. Substrate specificity of two cytochrome P450 monooxygenases involved in lankamycin biosynthesis. *Biosci Biotechnol Biochem* 85: 115-125 (2021)
3. Functional analysis of P450 monooxygenase SrrO in the biosynthesis of butenolide-type signaling molecules in *Streptomyces rochei*. *Biomolecules* 10: 1237 (2020)

研究者総覧





ひだ あきこ
緋田 安希子 助教 / HIDA Akiko Assistant Professor

環境中での細菌の挙動(病原菌の植物感染など)を制御するために、**細菌運動性**における**物質認識**に着目している。病原菌が植物根から分泌される特定の物質を目印にして植物体を探索し移動することを見出してきた。

Studies on mechanism of chemical recognition involved in directional motility of environmental bacteria and its roles in biological interactions such as infection and symbiosis, and its applications to biotechnology.

keywords: bacteria, motility, plant pathogen

1. Chemotactic disruption as a method to control bacterial wilt caused by *Ralstonia pseudosolanacearum*. Biosci Biotech Biochem (2020)
2. Identification of boric acid as a novel chemoattractant and elucidation of its chemoreceptor in *Ralstonia pseudosolanacearum* Ps29. Sci Rep (2017)
3. Identification of the *mcpA* and *mcpM* genes, encoding methyl-accepting proteins involved in amino acid and L-malate chemotaxis, and involvement of McpM-mediated chemotaxis in plant infection by *Ralstonia pseudosolanacearum* (formerly *Ralstonia solanacearum* phylo-type I and III). App Environ Microbiol (2015)

研究者総覧



わたなべ けんし
渡邊 研志 助教 / WATANABE Kenshi Assistant Professor


油脂生産微生物およびそれらが持つ**酵素の機能を強化し**、**未利用資源の有効な油脂への転換に応用することで資源循環型社会の構築への貢献**を目指しています。

We aim to contribute to the construction of a resource-recycling society by enhancing the functions of oleaginous microorganisms and their enzymes and applying them to the conversion of unused resources into useful lipids.

keywords: microorganisms, lipid, biorefinery, metabolic engineering, enzyme

1. Improvement of fatty acid productivity of thraustochytrid, *Aurantiochytrium* sp. by genome editing. J. Biosci. Bioeng., 131, 373-380 (2021)
2. Isolation of high carotenoid-producing *Aurantiochytrium* sp. mutants and improvement of astaxanthin productivity using metabolic information. J. Oleo Sci., 67, 571-578 (2018)
3. Identification of amino acid residues that determine the substrate specificity of mammalian membrane-bound front-end fatty acid desaturases. J. Lipid Res., 57, 89-99 (2016)

研究者総覧



ますむら こうじ
益村 晃司 特任助教 / MASUMURA Koji Assistant Professor (Special Appointment)

ヒトのモデル生物(**出芽酵母**)を用いて、**メチオニン代謝**が関わる**寿命制御**や**ストレス応答メカニズム**の解明を目指している。

My research aims to elucidate the mechanisms of lifespan regulation and stress responses involving methionine metabolism, using budding yeast as a model organism.

keywords: budding yeast, aging, methionine metabolism

1. S-adenosyl-L-homocysteine extends lifespan through methionine restriction effects. Aging Cell 21: e13604 (2022)
2. SKO1 deficiency extends chronological lifespan in *Saccharomyces cerevisiae*. Biosci. Biotechnol. Biochem. 83: 1473-1476 (2019)

研究者総覧



あかお たけし
赤尾 健 客員教授 / AKAO Takeshi Visiting Professor

醸造用酵母の**菌株の個性の評価**、**醸造特性予測**、**維持管理**を目的とし、**変異・系統解析**、**醸造特性**(高発酵、香味生成)の機構解析、**遺伝子マッピング系**の開発などの応用ゲノミクス及び遺伝学を展開しています。

We study about industrial yeast for sake and shochu making, based on applied genomics and genetics. For the purpose of characteristic evaluation, property prediction, and maintenance of the strains, we advance phylogenetic study, molecular biology of fermentation, stress responses and flavor compound, as well as development of genetic mapping systems.

keywords: sake yeast, genomics, genetics, brewing characteristics

1. Development of sake yeast haploid set with diverse brewing properties using sake yeast strain Hiroshima no. 6 exhibiting sexual reproduction/J. Biosci. Bioeng./2020
2. A loss-of-function mutation in the PAS kinase Rim15p is related to defective quiescence entry and high fermentation rates in *Saccharomyces cerevisiae* sake yeast strains/Appl. Environ. Microbiol./2012
3. Whole-genome sequencing of sake yeast *Saccharomyces cerevisiae* Kyokai no. 7/DNA Res./2011

所属

独立行政法人
酒類総合研究所
National Research
Institute of Brewing



いそがい あつこ
磯谷 敦子 客員教授 / ISOGAI Atsuko Visiting Professor

酒類の**香気成分**に関する研究を行っています。**清酒**や**焼酎**の**フレーバー**に関わる成分の探索、その生成機構の解明や制御方法の開発に取り組んでいます。

The main research theme is aroma of alcoholic beverages. We try to clarify the components responsible for the aroma of Japanese sake and shochu, elucidate their formation mechanism, and develop the techniques for controlling them.

keywords:sake, shochu, aroma

所属

独立行政法人
酒類総合研究所
National Research
Institute of Brewing

- 1.Construction of sake yeast with low production of dimethyl trisulfide (DMTS) precursor by a self-cloning method, J. Biosci. Bioeng., 2018
- 2.Study for practical application of supported gold nanoparticles for removal of DMTS responsible for hineka in sake, J. Brew. Soc. Jpn. (2019)
- 3.Aroma Compounds responsible for the "spicy/4VG" character of sake submitted to Sake Contests, J. Brew. Soc. Jpn. (2016)



いわた かずひろ
岩下 和裕 客員教授 / IWASHITA Kazuhiro Visiting Professor

人間の**感性**はとても複雑で、それに挑むのが醸造研究です。原料から麹菌、酵母、日本酒そのもの、さらに人間の感性まで全ての研究が必要で、この広大な世界に**ゲノム**、**メタボローム**、**AI**を使って挑戦をしています。

The essence of brewing study is to challenge the complicated human sensory and perception. All studies about raw materials, Koji-fungi, yeast, chemistry of sake, and human sensitivity are required. We explore this deep world using genomics and metabolomics, with the support of artificial intelligence.

keywords:taste, brewing science, genomics, metabolomics, artificial intelligence

所属

独立行政法人
酒類総合研究所
National Research
Institute of Brewing

- 1.Investigation of relationship between sake-making parameters and sake metabolites using a newly developed sake metabolome analysis method/ J. Biosci. Bioeng./2019
- 2.Effect of koji starter on metabolites in Japanese alcoholic beverage sake made from the sake rice Koshitanrei/ Biosci. Biotechnol. Biochem./2020
- 3.Analysis of metabolites in Japanese alcoholic beverage sake made from the sake rice Koshitanrei/Biosci. Biotechnol. Biochem./2019



ふじい たつや
藤井 達也 客員教授 / FUJII Tatsuya Visiting Professor

カビや**酵母**等の**真核微生物**を中心に、これらが示す多彩な表現型(有用物質高生産性、各種ストレス耐性など)のメカニズムを分子レベルで解明し、**再生可能資源**の有効利用に役立てることを目指しています。

To use filamentous fungi and yeasts effectively, we aim to reveal the mechanisms of their various phenotypes such as high-productivity of useful materials and high stress tolerance.

keywords:filamentous fungus, yeast, renewable resources

所属

国立研究開発法人
産業技術総合研究所
National Institute of
Advanced Industrial
Science and Technology

- 1.The Putative Transcription Factor Gene *thaB* Regulates Cellulase and Xylanase Production at the Enzymatic and Transcriptional Level in the Fungus *Talaromyces cellulolyticus*. Appl Biochem Biotechnol. (2020)
- 2.Identification and characterization of a GH30-7 endoxylanase C from the filamentous fungus *Talaromyces cellulolyticus*. Appl Environ Microbiol. (2019)
- 3.Short-chain ketone production by engineered polyketide synthases in *Streptomyces albus*. Nat Commun. (2018)



かとう じゅんや
加藤 淳也 客員准教授 / KATO Junya Visiting Associate Professor

循環型社会構築に向けて、二酸化炭素を含む様々な**未利用資源**を活用し化学品を生産する**バイオものづくり**の研究を行っています。特に、代謝工学と遺伝子工学を駆使して**高性能微生物**の開発に取り組んでいます。

Our research focuses on the metabolic engineering of microorganisms for sustainable bioproduction, utilizing unused resources such as carbon dioxide.

keywords:Metabolic Engineering, Genetic Engineering, Microorganisms, Carbon Recycle, Syngas, CO₂, H₂, CO, Applied Microbiology, Biomanufacturing


所属

国立研究開発法人
産業技術総合研究所
National Institute of
Advanced Industrial
Science and Technology

- 1.Isopropanol production via the thermophilic bioconversion of sugars and syngas using metabolically engineered *Moorella thermoacetica*. Biotechnol Biofuels Bioprod 17:13 (2024)
- 2.Reversible hydrogenase activity confers flexibility to balance intracellular redox in *Moorella thermoacetica*. Front Microbiol 13:897066 (2022)
- 3.Metabolic engineering of *Moorella thermoacetica* for thermophilic bioconversion of gaseous substrates to a volatile chemical. AMB Express 11:59 (2021)

食品生命科学プログラム | 教員紹介

Program of Food and AgriLife Science



うえの さとる
上野 聡 教授 / UENO Satoru Professor

チョコレートやマーガリンなどの食用固体脂やマヨネーズ・牛乳などのエマルジョン中の油脂の結晶化・油脂の結晶構造の解明。これらの結晶化・結晶構造と食用固体脂などのおいしさとの関連性についても調べている。

Clarification of crystallization and crystal structure for edible solid fats such as chocolate and margarine, and emulsion system such as mayonnaise. We are also studying the relationship between crystallization and/or crystal structure and deliciousness of edible solid fats.

keywords: crystallization, triacylglycerol, ultrasound stimulation, fats, polymorphic crystallization, W/O, winter adaptation, triacylglycero

1. Synchrotron radiation microbeam X-ray analysis of microstructures and the polymorphic transformation of spherulite crystals of trilaurin/ Cryst. Growth Design/2008
2. In-situ studies of ultrasound-stimulated fat crystallisation using synchrotron radiation/J. Phys. Chem. B/2003
3. Fat Bloom Caused by Partial De-Oiling on Chocolate Surfaces after High-Temperature Exposure/J. Am. Oil Chem. Soc./2021

研究者総覧



かわい きよし
川井 清司 教授 / KAWAI Kiyoshi Professor

食品や生物材料の物理的性状変化(結晶化、融解、ガラス-ラバー転移、複合体形成など)を熱分析やレオロジー測定などを通じて解明し、食品の加工性、保存性、美味しさ(特に食感)、消化性などの設計に役立てる。

To improve and control food processing, preservation, and texture, thermal and rheological property changes (crystallization, melting, glass to rubber transition, and complex formation) of foods and biomaterials are investigated. For example, frozen foods, freeze-dried foods, starch and starchy foods, powders, and lactic acid bacteria are employed as samples.

keywords: food processing, preservation, texture, thermal property, rheological property

1. Effect of sugar composition on the water sorption and softening properties of cookie. Food Chem, 145, 772-776: 2014.
2. Effect of stepwise baking without starch melting on the macroscopic structure, browning, texture, and in vitro starch digestibility of cookie. Food Sci Technol, 66: 384-389, 2016.
3. Effect of glass transition on the hardness of a thermally compressed soup solid. J Food Eng, 247: 38-44, 2019.

研究者総覧



しまだ まさゆき
島田 昌之 教授 / SHIMADA Masayuki Professor

生物資源科学プログラム兼任 (Concurrent post: Bioresource Science)

哺乳類の雌雄の生殖機構、特に精巣と卵巣機能の解明を分子生物学的、分子内分泌学的に行っている。そして、得られた基礎研究成果を不妊治療への応用と家畜繁殖技術開発へと展開するトランスレーショナル研究を実施している。


My special field is the reproductive biology to clarify the testis and ovarian function from the viewpoints of molecular biology and molecular endocrinology. I'm doing the translational study from the basic research to be contributed for the infertility care and animal reproductive technology.

keywords: reproductive aging, senescent cell, epigenetic regulation, fibrosis, metabolomic activity

1. ERK1/2 in ovarian granulosa cells are critical for female fertility. Science, 324; 938-941. (2009)
2. Activation of Toll-like receptor 7/8 encoded by the X chromosome alters sperm motility and provides a novel simple technology for sexing sperm. PLoS Biol 17:e3000398. (2019)
3. A simple sperm-sexing method that activates TLR7/8 on X sperm for the efficient production of sexed mouse or cattle embryos. Nat Protoc 15:2645-2667. (2020)

研究者総覧





しまもと ただし

島本 整 教授 / SHIMAMOTO Tadashi Professor

食品衛生の観点から、ビブリオ属細菌など**食中毒細菌**の病原性関連遺伝子の解析、**可動性遺伝因子**を介した**薬剤耐性遺伝子**の細菌間伝播のメカニズム解析および**ノロウイルス**失活法と消毒剤の開発などの研究を行っている。

From the viewpoint of food safety, we are conducting research on the analysis of virulence-related genes of foodborne pathogenic bacteria such as *Vibrio* spp. and the mechanism of inter-bacterial transmission of antimicrobial resistance genes via mobile genetic elements, as well as the development of norovirus inactivation methods and anti-noroviral disinfectants.

keywords: foodborne pathogenic bacteria, virulence-related genes, antimicrobial resistance genes, mobile genetic elements, norovirus

1. Comparative molecular profiling of antimicrobial resistance and phylogenetic characterization of multidrug-resistant *Escherichia coli* isolated from meat sources in 2009 and 2021 in Japan. *Int J Food Microbiol* 391-393: 110146 (2023)
2. Sequence polymorphisms in *Vibrio cholerae* HapR affect biofilm formation under aerobic and anaerobic conditions. *Appl Environ Microbiol* 88: e01044-22 (2022)
3. Antiviral effects of persimmon extract on human norovirus and its surrogate, bacteriophage MS2. *J Food Sci* 79: M941-M946 (2014)

研究者総覧



すずき たくや

鈴木 卓弥 教授 / SUZUKI Takuya Professor

腸管機能の破綻が様々な慢性疾患に関わることがわかってきており、疾病予防のターゲットとして注目されている。腸管機能を調節する**食品成分**とその作用機序を探査し、人の**健康増進**に寄与する研究を行っている。

Defects in the intestinal barrier increase the penetration of luminal inflammatory molecules into the intestinal mucosa and are closely associated with both intestinal and extra-intestinal diseases. Our research group investigates the roles of food factors and nutrients in regulation of intestinal barrier and inflammation and explores their therapeutic potentials.

keywords: dietary fibers, polyphenols, intestinal barrier, microbiota, tight junction

1. Bioactive factors secreted by *Bifidobacterium breve* B-3 enhance barrier function in human intestinal Caco-2 cells. *Benef Microbes* 10: 89 (2019)
2. Exopolysaccharides from *Leuconostoc mesenteroides* attenuate chronic kidney disease in mice by protecting the intestinal barrier. *J Functional Foods* 52: 276 (2019)
3. Dietary Fermentable Fibers Attenuate Chronic Kidney Disease in Mice by Protecting the Intestinal Barrier. *J Nutr* 148: 552 (2018)

研究者総覧



ちやうめい ようすけ

長命 洋佑 教授 / CHOMEI Yosuke Professor

国内外の現場に軸足を置いた調査を通して、農業生産から食料消費に至る**食と農との連携**、持続可能・循環型社会、環境保全や地域貢献など新たな価値創造を図る**農村・地域社会**の姿、を思考する研究に従事している。

My research theme is about problems and issues emanating from agricultural production to food consumption in agricultural and rural communities, mainly through fieldwork in Japan and overseas (China, Europe...etc.). My major specialty are agricultural management and agricultural economics. The main subjects of the survey are dairy farming and beef cattle farming.

keywords: dairy management, beef cattle management, innovation, fieldwork, questionnaire survey

1. 酪農経営の変化と食料・環境政策—中国内モンゴル自治区を対象として/養賢堂/2017
2. 稲作法人経営における多角化戦略と経営革新/農林業問題研究/2018
3. 牛肉の購買行動における消費者意識構造の把握—共分散構造分析を用いた解析—/農林業問題研究/2016

研究者総覧



なかえ すすむ

中江 進 教授 / NAKAE Susumu Professor

アレルギー疾患などの慢性炎症疾患に関わる遺伝子の探索、その**遺伝子改編マウス**の作成、および利用により、その遺伝子が疾患の発症にどのように関わるのか、**個体・細胞・分子レベル**での解明に取り組んでいます。

Based on the search results for genes involved in acute and chronic inflammatory diseases such as allergy and autoimmunity, our purpose is to elucidate how those genes are involved in the development of such diseases using the mouse models.

keywords: immunology, allergy, autoimmunity, mouse disease model, cytokine

1. IL-25 exacerbates autoimmune aortitis in IL-1 receptor antagonist-deficient mice. *Sci Rep*. 9:17067 (2019)
2. IL-25 enhances TH17 cell-mediated contact dermatitis by promoting IL-1 β production by dermal dendritic cells. *J Allergy Clin Immunol*. 142:1500-1509 (2018)
3. An Interleukin-33-Mast Cell-Interleukin-2 Axis Suppresses Papain-Induced Allergic Inflammation by Promoting Regulatory T Cell Numbers. *Immunity*. 43:175-186 (2015)

研究者総覧





なかやま たつや

中山 達哉 教授 / NAKAYAMA Tatsuya Professor

病原菌、指標菌、腸内細菌を研究対象に、全ゲノム解析や細胞・マウス感染実験を通して、薬剤耐性獲得機構や耐性菌の腸内拡散及び感染機構の解明を目指すとともに、プロバイオティクス菌やゲノム編集ツールを応用した耐性菌制御研究も進めている。

We are researching food poisoning bacteria, indicator bacteria, and their antibiotic resistance. In particular, we aim to elucidate the mechanisms of antibiotic resistance acquisition, intestinal spread, and retention of antibiotic-resistant bacteria by using whole genome analysis and cell and mouse infection experiments, as well as applying probiotic bacteria and genome editing tools to control resistant bacteria.

keywords: food poisoning bacteria, indicator bacteria, antibiotic-resistant bacteria, antibiotic resistance gene, whole genome analysis

1. Prevalence of streptomycin and tetracycline resistance and increased transmissible third-generation cephalosporin resistance in *Salmonella enterica* isolates derived from food handlers in Japan from 2006 to 2021. *J Appl Microbiol* 135: lxae236 (2024)
2. Edible river fish-derived extended-spectrum β -lactamase (ESBL)-producing Enterobacterales harboring transferable plasmids encoding blaCTX-M-15, blaCTX-M-27, and blaCTX-M-55. *One Health* 18: 100685 (2024)
3. Detection of chromosome-mediated blaNDM-1-carrying *Aeromonas* spp. in the intestinal contents of fresh water river fish in Ho Chi Minh City, Vietnam. *Mar Pollut Bullet* 198: 115812 (2024)



研究者総覧



にしほり まさひで

西堀 正英 教授 / NISHIBORI Masahide Professor

ゲノムDNA情報を基に世界の家畜(ラクダ、ブタ、ニワトリ等)の起源や伝播の歴史を解き明かし、それら動物の遺伝的多様性を明らかにするとともに、メタゲノムや環境DNA解析で動物生態を遺伝学的に解き明かす。

Our goals are to clarify the history of origin and transmission of livestock (camels, pigs, chickens, etc.) in the world based on genomic DNA information, to clarify genetic diversity of those animals, and genetically elucidate animal ecology through metagenomics and environmental DNA analysis.

keywords: genomic DNA, genetic diversity, metagenomics, environmental DNA

1. Unveiling new perspective of phylogeography, genetic diversity, and population dynamics of Southeast Asian and Pacific chickens. *Scientific Reports*, 12:14609. (2022)
2. Origin and demographic history of Philippine pigs inferred from mitochondrial DNA. *Frontiers in Genetics*, 12:823364. (2022)
3. Unraveling the history of the genus *Gallus* through whole genome sequencing. *Mol Phylogenet Evol*, 158:107044 (2021)



研究者総覧



にしむら しんいち

西村 慎一 教授 / NISHIMURA Shinichi Professor

海洋生物や微生物からユニークな生物活性を示す化合物を探索し、活性発現メカニズムを分子レベルで解明します。独自の化合物を用いたアプローチにより生命を理解し、持続可能な世界に貢献したいと考えています。

Which, how, and why metabolites control organisms? We focus on microbial metabolites with antibiotic and symbiotic activities. By unveiling molecular mechanisms underlying such activities, we would like to understand life and contribute to a better life of humanity.

keywords: natural product, chemical biology, antibiotics, symbiotics

1. Formation of giant ER sheets by pentadecanoic acid causes lipotoxicity in fission yeast. *PNAS*, 122:e2422126122 (2025)
2. FK506-binding protein, FKBP12, promotes serine utilization and negatively regulates threonine deaminase in fission yeast. *iScience*, 25:105659 (2022)
3. Differential biosynthesis and roles of two ferrichrome-type siderophores, ASP2397/AS2488053 and ferricrocin, in *Acremonium persicinum*. *ACS Chem. Biol.* 17:207-216 (2022)



研究者総覧



はぐら よしお

羽倉 義雄 教授 / HAGURA Yoshio Professor

電気物性を利用した食品の製造工程の計測、食品の材料力学物性およびテクスチャーの評価、低温材料力学物性を利用した食品の機械加工(凍結粉碎による組織分離、凍結切断)に関する基礎研究と技術開発を行っている。

Both basic and applied research in Food Engineering is conducted. Particularly, we focus on the following main topics: Measurement of the food manufacturing process using electrical properties, measurement and evaluation of mechanical properties of foods, including texture, and mechanical processing of food using low-temperature mechanical properties (e.g., cryo-cutting, cryo-shattering).

keywords: food manufacturing process, electrical properties, mechanical properties, texture, mechanical processing of food, low-temperature

1. Nondestructive determination of the rheological properties of liquid food in sealed retort pouches. *J. Food Process Preserv.* 42: e13651. (2018)
2. Estimation of Hardness of Cooked Rice during Retort Sterilization by Electric Impedance Measurement. *Journal of The Japanese Society for Food Science and Technology*, 66:469 (2019)
3. Influence of physical properties on the taste and flavor of strawberry jam. *J Texture Stud.* e12582. (2021)



研究者総覧



ふなと こういち
船戸 耕一 教授 / FUNATO Kouichi Professor

モデル生物・酵母を用いて、脂質と脂質修飾タンパク質の細胞内局在を決定する輸送機序と細胞機能における役割を遺伝子レベルで解明するために研究を行っています。

Using a model organism yeast, we are investigating the transport mechanisms that determine the subcellular localization of lipids and lipid-modified proteins, and their roles in cellular functions at the molecular-genetic level.

keywords: yeast, lipid, lipid-modified protein, transport, cellular function, genetics

1. Membrane contact sites regulate vacuolar fission via sphingolipid metabolism. *Elife*, 12: RP89938 (2024)
2. Quality-controlled ceramide-based GPI-anchored protein sorting into selective ER exit sites. *Cell Rep.* 39: 110768 (2022)
3. Vesicular and nonvesicular transport of ceramide from ER to the Golgi apparatus in yeast. *J. Cell Biol.*, 155:949 (2001)

研究者総覧



ほその けんじ
細野 賢治 教授 / HOSONO Kenji Professor

持続的な食料資源の確保とフード・チェーンの構造について、社会経済農学の視点から研究している。フード・チェーンの構造とメカニズム、構成する各主体におけるマーケティング戦略を検討してきた。

I study food value chain and develop methods of securing sustainable food and resource, from the viewpoint of socio-economic agricultural science. I have studied the structure and mechanism of food value chain, and developed strategies of food marketing and rural promotion.

keywords: food value chain, food marketing, agricultural structure and mechanism, rural promotion

1. Competitive Advantage Factors in Vertically Diversified Brand Chicken Business: A Partial Value Chain Analysis of a Japanese Poultry Wholesaler. *Japan Agricultural Research Quarterly*, 54: 327-333. (2020)
2. Constructing the Value Chain for Promotion of Lemon Production in Hiroshima Prefecture, Japan. *Agricultural Marketing Journal of Japan*, 27: 46-53. (2018)
3. 広島県の協同農業普及事業における経営発展段階別支援. *農林業問題研究* 59(3):137-144. (2023)

研究者総覧



ほりうち ひろゆき
堀内 浩幸 教授 / HORIUCHI Hiroyuki Professor

ニワトリ幹細胞の基礎研究を行い、ここにゲノム編集技術を融合させて様々な研究を展開しています。例えば性決定機構、生殖細胞運命決定機構、鳥インフルエンザの宿主応答、鶏卵のアレルゲンノックアウト・バイオリクター化など。またニワトリ抗体を認知症や慢性疾患の検知技術に活用する研究も行っていきます。

Basic research area: avian stem cell biology, avian immunobiology, avian embryogenesis. Applied research area: Production of genetic-modified and genome editing domestic poultry. Study on elucidation of sex determination in chickens, highly pathogenic avian influenza (HPAIV), and development of useful chicken and/or mouse monoclonal antibodies (mAbs).

keywords: genome editing, sex determination, HPAIV, mAbs

1. Protein expression control by targeted elimination of ovomucoid in chicken eggs. *Protein Expression and Purification* 240: 106905 (2026)
2. Ovomucoid-null eggs produced via genome-editing technology: Protein composition and physicochemical properties. *Food Bioscience* 63: 105759 (2025)
3. Detection limitations of prion seeding activities in blood samples from patients with sporadic prion disease. *BMC Neurology* 24: doi: 10.1186/s12883-024-03590-7 (2024)

研究者総覧



やなか のりゆき
矢中 規之 教授 / YANAKA Noriyuki Professor

食の欧米化に伴い肥満や糖尿病などの生活習慣病が大きな社会問題となっています。これら疾病を予防する栄養素や食品成分に着目し、新たな生理機能の発見、および作用メカニズムの解明を目指しています。

The number of people who have obesity, diabetes, and cancers has been increasing with the westernization of diets, and it has become a big social problem. We are trying to elucidate nutrients and food factors preventing these illnesses at the molecular and genetic levels by using new gene knockout mice.

keywords: food, nutrients, obesity, diabetes

1. The serum amyloid A3 promoter-driven luciferase reporter mice is a valuable tool to image early renal fibrosis development and shows the therapeutic effect of glucosyl-hesperidin treatment. *Sci. Rep.* 9:14101. (2019)
2. Serum amyloid A3 gene expression in adipocytes is an indicator of the interaction with macrophages. *Sci. Rep.* 6:38697. (2016)
3. New members of the mammalian glycerophosphodiester phosphodiesterase family: GDE4 and GDE7 produce lysophosphatidic acid by lysophospholipase D activity. *J. Biol. Chem.* 290:4260-4271. (2015)

研究者総覧





いくたに まさし

生谷 尚士 准教授 / IKUTANI Masashi Associate Professor

アレルギー疾患などの発症の初期段階に関与する細胞の研究を通じて発症メカニズムの解明に取り組んでいる。**ILC2**や**好酸球**などの免疫細胞、**IL-5**や**IL-33**などのサイトカインを中心に研究している。


Our team conducts research on immune cells, which are involved in allergic diseases including asthma and atopic dermatitis. To explore the causes of these immune-related diseases, we study the dynamics of particular immune cells, such as ILC2 and eosinophil, as well as cytokines that regulate these cells.

keywords: allergy, ILC2, eosinophil, cytokine



研究者総覧

1. Elimination of eosinophils using anti-IL-5 receptor alpha antibodies effectively suppresses IL-33-mediated pulmonary arterial hypertrophy. *Immunobiology*, 223, 486-492 (2018)
2. Prolonged activation of IL-5-producing ILC2 causes pulmonary arterial hypertrophy. *JCI Insight*, 2, e90721 (2017)
3. Identification of Innate IL-5-Producing Cells and Their Role in Lung Eosinophil Regulation and Antitumor Immunity. *J Immunol*, 188, 703-713 (2012)



おおむら ひさし

大村 尚 准教授 / OOMURA Hisashi Associate Professor

鱗翅目昆虫**チョウ**を材料に**化学生態学**を研究している。産卵や交尾など特定の行動を制御する**情報化学物質(フェロモンやアレロケミカル)**の構造や機能を調べるとともに、その生態学的・進化的意義を考察する。

Chemical ecology is the interdisciplinary research field to understand the origin, function, and significance of natural products that mediate biological interactions in the ecosystem. Using butterflies, I aim to discover bioactive compounds involved in their mating, oviposition, and defense against predation, and to apply these chemicals to crop protection.

keywords: semiochemical, pheromone, allelochemical, butterfly, plant, bioassay, organic chemistry, behavior, chemical sense, evolution, speciation, chemotaxonomy



研究者総覧

1. Role of trisaccharides in larval secretion of *Lycaeides argyrognomon* butterfly on ant attendance. *J. Insect Physiol.* 150: 104558. (2023)
2. Polyhydroxy acids as fabaceous plant components induce oviposition of the common grass yellow butterfly, *Eurema mandarina*. *J. Chem. Ecol.* 49: 67-76. (2023)
3. Sex pheromones from male forewings of the common grass yellow *Eurema mandarina*. *J. Chem. Ecol.* 48: 518-530. (2022)



おきなか やすし

冲中 泰 准教授 / OKINAKA Yasushi Associate Professor

魚介類の増養殖において魚病による経済的損失は世界的に大きな問題である。**魚病**を抜本的にコントロールする方法を開発するため、その土台となる魚類病原体の宿主への**感染機構の解明**を分子生物学的に進めている。

Fish diseases have caused significant economic losses to the global aquaculture industry. In order to develop a method to control fish diseases drastically, we are investigating host-pathogen interactions in molecular biological aspects.

keywords: fish diseases, host-pathogen interactions



研究者総覧

1. Identification of RNA regions that determine temperature sensitivity in betanodaviruses. *Arch. Virol.* 155: 1597-1606. (2010)
2. Comparisons among the complete genomes of four betanodavirus genotypes. *Dis. Aquat. Org.* 80: 113-121. (2008)
3. Betanodavirus infection in the freshwater model fish medaka (*Oryzias latipes*). *J. Gen. Virol.* 87: 2333-2339. (2006)



くによし ひさと

国吉 久人 准教授 / KUNIYOSHI Hisato Associate Professor

クラゲの生活環における無性世代(ポリプ)から有性世代(クラゲ)への**変態**に興味を持ち、その分子メカニズムを解明するために、**分子生物学**と**生物有機化学**の2つの手法を用いて研究を進めている。

I am interested in the metamorphosis from asexual stage (polyps) to sexual stage (jellyfish) in the life cycle of jellyfish, and I am studying the molecular mechanisms of metamorphosis in the moon jellyfish using techniques from organic chemistry and molecular biology.

keywords: jellyfish, metamorphosis, bioactive substances



研究者総覧

1. Role of cell proliferation in strobilation of moon jellyfish *Aurelia coerulea*. *Fish. Sci.* 90: 179-190 (2024)
2. Molecular characterization of aspartylglucosaminidase, a lysosomal hydrolase upregulated during strobilation in the moon jellyfish, *Aurelia aurita*. *Biosci. Biotech. Biochem.* 81: 938-950 (2017)
3. Indomethacin induction of metamorphosis from the asexual stage to sexual stage in the moon jellyfish, *Aurelia aurita*. *Biosci. Biotech. Biochem.* 76: 1397-1400 (2012)



こいずみ はるひこ

小泉 晴比古 准教授 / KOIZUMI Haruhiko Associate Professor

植物性ワックスオレオゲルやチョコレートなどの結晶性油脂食品を対象に、**結晶成長**を鍵として**構造・物性・機能**を統合的に解明し、革新的な**食感・品質設計**を創出する。

Crystal growth-guided study of crystalline fat-based foods, including plant-wax-based oleogels and chocolate, to elucidate structure-property relationships and drive innovative texture and quality design.

keywords: crystal growth, structure-property relationships, oleogels, chocolate, texture design

1. Control of physical properties of lipid whisker oleogels by crystal morphology regulation. *Food Res. Int.* 224: 117999 (2026)
2. Creation of lipid whisker crystals for stable oleogel preparation. *Food Res. Int.* 214: 116451 (2025)
3. Control of polymorphic transition for cocoa butter under applied external electric field. *Food Res. Int.* 215: 116368 (2025)

研究者総覧



たなか わかな

田中 若奈 准教授 / TANAKA Wakana Associate Professor

植物の花や葉、枝分かれなどの**形づくり**のしくみを、**遺伝子の働き**から解明することを目標に研究を行っています。さらには、解明したしくみを活用して、**イネ**をはじめとする農作物の**品種改良**も目指しています。

I am interested in how plants elaborate their structures such as flowers and branches. My research objective is to elucidate the molecular and genetic mechanisms underlying the control of plant development.

keywords: branch formation, flower development, meristem, plant stem cells, rice

1. Flower meristem maintenance by *TILLERS ABSENT 1* is essential for ovule development in rice. *Development* 148: dev199932 (2021)
2. Antagonistic action of *TILLERS ABSENT1* and *FLORAL ORGAN NUMBER2* regulates stem cell maintenance during axillary meristem development in rice. *New Phytol.* 225: 974-984 (2020)
3. Axillary meristem formation in rice requires the *WUSCHEL* ortholog *TILLERS ABSENT1*. *Plant Cell* 27: 1173-1184 (2015)

研究者総覧



とみなが じゅん

富永 淳 准教授 / TOMINAGA Jun Associate Professor


分子から群落のスケールで**光合成**を理解して、**作物生産**の向上を目指します。作物の種類は問わず、植物工場からフィールドまで様々な栽培環境を対象とします。興味のある方は気軽にお話ししましょう!

If you are interested in smart crop production, this is the right place! My lab focuses on photosynthesis for improved crop management and productivity, though I am very interested in the biology of photosynthesis. I also try to address questions involving climate change, stress physiology, and sustainable agriculture.

keywords: photosynthesis, gas exchange, phenomics, physiological ecology of land plants/crops

1. Overexpression of *BUNDLE SHEATH DEFECTIVE 2* improves the efficiency of photosynthesis and growth in Arabidopsis. *Plant J* 102: 129-137. (2020)
2. Direct measurement of intercellular CO₂ concentration in a gas-exchange system resolves overestimation using the standard method. *J Exp Bot* 69: 1981-1991. (2018)
3. Cuticle affects calculations of internal CO₂ in leaves closing their stomata. *Plant Cell Physiol* 56: 1900-1908. (2015)

研究者総覧



ひらやま まこと

平山 真 准教授 / HIRAYAMA Makoto Associate Professor

藻類由来の**糖結合性タンパク質「レクチン」**が有するユニークな**糖鎖認識**の分子基盤を解明し、医薬品(**抗がん、抗ウイルス**など)、生化学試薬(**糖鎖・細胞識別、腫瘍マーカー検出**)、**健康食品素材**として開発するための研究。

Research to elucidate the molecular basis of the unique glycan recognition of sugar-binding proteins "lectins" from algae and to develop them as pharmaceuticals (anticancer, antiviral, etc.), biochemical reagents (glycan/cell identification, tumor marker detection), and health food materials.

keywords: lectin, alga, glycan, anticancer, antiviral, tumor marker, health food

1. A novel high-mannose specific lectin from the green alga *Halimeda renschii* exhibits a potent anti-influenza virus activity through high-affinity binding to the viral hemagglutinin. *Mar Drugs* 15: 255. (2017)
2. High-mannose specific lectin and its recombinants from a carrageenophyta *Kappaphycus alvarezii* represent a potent anti-HIV activity through high-affinity binding to the viral envelope glycoprotein gp120. *Mar Biotechnol* 18: 144-160. (2016)
3. High mannose-binding lectin with preference for the cluster of α 1-2-mannose from the green alga *Boodlea coacta* Is a potent entry inhibitor of HIV-1 and Influenza viruses. *J Biol Chem* 286: 19446-19458. (2011)

研究者総覧





カ ム ラ ン シ ー タ ナ ッ チ ャ ボ ー ン

KUMRUNGSEE Thanutchaporn 准教授 / Associate Professor

My research focuses on **food factors** affecting **skeletal muscle function** and **appetite**. I study nutrients' roles in **muscle regeneration**, satellite cell activity, fiber-type transformation, and **sarcopenia**. I also investigate **peripheral GABA** and amino acids interacting with **GABA transaminase** to explore dietary strategies for managing **obesity** and **epilepsy**.

keywords: skeletal muscle, muscle stem cells (satellite cells), muscle regeneration, functional foods, bioactive compounds, homocarnosine, obesity, epilepsy, GABA, vitamin B6

1. Synergistic effects of peripheral GABA and GABA-transaminase inhibitory drugs on food intake control and weight loss in high-fat diet-induced obese mice. *Front Pharmacol* 15:1487585 (2024)
2. Effects of oral γ -aminobutyric acid intake on muscle regeneration in diabetic mice. *Am J Physiol Cell Physiol* 328: C967-C985 (2025)
3. Fructooligosaccharides and Aspergillus enzymes increase brain GABA and homocarnosine by modulating microbiota in adolescent mice. *npj Science of Food* 9:48 (2025)

研究者総覧



ふじかわ ゆきち

藤川 愉吉 講師 / FUJIKAWA Yukichi Associate Professor or Lecturer

農作物は**環境ストレス**によって生産ポテンシャルを十分に発揮できていない。そこで**植物のストレス**に関わる**酵素・蛋白質**の発現と機能に関する**生化学的研究**を行っている。

Plants have to compromise their yield potential for their tolerance towards environmental stress. To develop stress-tolerant/resistant plants with the level of their yield potential maintained or improved, we are conducting biochemical research on the expression and function of enzymes and proteins involved in plant stress.

keywords: biochemical research, environmental stress, enzymes, plant

1. Split luciferase complementation assay to detect regulated protein-protein interactions in rice protoplasts in a large-scale format./*Rice*/2014
2. Luminescence detection of SNARE-SNARE interaction in Arabidopsis protoplasts/*Plant Mol. Biol.*/2010
3. Split luciferase complementation assay to study protein-protein interactions in Arabidopsis protoplasts/*Plant J.*/2007

研究者総覧



生物資源科学プログラム兼任 (Concurrent post: Bioresource Science)



かわい けんたろう

河合 賢太郎 助教 / KAWAI Kentaro Assistant Professor

身近な**瀬戸内海**から**南極**までをフィールドに、沿岸域性魚類が、**いつ、どこで、どのように産卵**しているか、どのような**繁殖戦略**を持つのかについて研究している。

My research seascape ranges from the Seto Inland Sea in Japan to the ice-covered waters of Antarctica, focusing on when, where, and how coastal marine fishes spawn and enhance the individual, population, or species success through their characteristic reproductive strategies.

keywords: biotelemetry, environmental DNA, gonadal observation, molecular phylogenetics, otolith, pelagic eggs

1. Oyster farms are the main spawning grounds of the black sea bream *Acanthopagrus schlegelii* in Hiroshima Bay, Japan. *PeerJ* 9: e11475 (2021)
2. Spawning time of black sea bream *Acanthopagrus schlegelii*, related to underwater photoperiodism in oyster farms. *J Fish Biol* 101: 1142-1149 (2022)
3. Estimating the spawning season of black sea bream *Acanthopagrus schlegelii* in Hiroshima Bay, Japan, from temporal variation in egg density. *Fish Sci* 86: 645-653 (2020)

研究者総覧



ふじい そうたろう

藤井 創太郎 助教 / FUJII Sotaro Assistant Professor

微生物が「**エネルギー**を得るしくみ」について、様々な環境から**エネルギー**を得る機構、その過程で関与する**タンパク質**、**遺伝子発現**や**タンパク質合成**の観点から、幅広い研究を展開しています。


Microbiology based on energy acquisition from diverse environments, focusing on the molecular mechanisms of their gene expression, protein synthesis, enzymatic activity, and metabolism.

keywords: microbial energy metabolism, gene expression, protein synthesis

1. Conformational rigidity of cytochrome c' - α from a thermophile is associated with slow NO binding. *Biophys J* 123: 2594-2603 (2024)
2. Cytochromes P460 and c' - β : exploiting a novel fold for multiple functions. *J Biol Inorg Chem* 30: 181-207 (2025)
3. High heavy metal tolerance of larvae of acidic hot-spring chironomid *Chironomus sulfurosus*: Toxicity assay and transcriptome analysis. *J Appl Toxicol* 46: 1506-1519 (2026)

研究者総覧





まつざき めい
松崎 芽衣 助教 / MATSUZAKI Mei Assistant Professor

鳥類における**ゲノム編集**を利用した遺伝子改変技術の開発、および医薬品・食品産業への応用を目指す。また、鳥類の**生殖システム**の分子メカニズムを明らかにし、これを基盤とした家禽の繁殖技術開発を行う。

Our goal is to develop genetic modification technology using genome editing in birds, and to apply it to the pharmaceutical and food industries. In addition, we focus on the molecular mechanisms of avian reproductive systems and the development of reproductive technologies based on these mechanisms in poultry.

keywords: genome-editing, avian reproduction

1. Sperm replacement in sperm-storage tubules causes last-male sperm precedence in chickens, *British Poultry Science*, 65(1): 97-104 (2024)
2. Longer and faster sperm exhibit better fertilization success in Japanese quail/Poult. *Sci.* (2021)
3. Effect of sperm surface oligosaccharides in sperm passage into sperm storage tubules in Japanese quail (*Coturnix japonica*), *Anim. Rep. Sci.* (2021)

研究者総覧



やまもと よしなり
山本 祥也 助教 / YAMAMOTO Yoshinari Assistant Professor

食品や**微生物**による**免疫調節作用**を探索し、その機能性を活かして感染症や炎症性疾患、アレルギーを予防・軽減する**機能性食品**の開発を目指しています。

The purpose of our research is to explore the immunomodulatory effects of foods and microorganisms, and then to utilize their function to develop functional foods that prevent and reduce some diseases such as infectious, inflammatory and allergic diseases.

keywords: food immunology, microorganism, functional food, mice, cell culture, oral administration

1. Class A CpG Oligonucleotide Priming Rescues Mice from Septic Shock via Activation of Platelet-Activating Factor Acetylhydrolase. *Front Immunol.* (2017)
2. Oral Administration of Flavonifactor plautii Strongly Suppresses Th2 Immune Responses in Mice. *Front Immunol.* (2020)
3. Inhibitory/Suppressive Oligodeoxynucleotide Nanocapsules as Simple Oral Delivery Devices for Preventing Atopic Dermatitis in Mice. *Mol Ther.* (2015)

研究者総覧



カ イ ゴ イ ジ ャ ン ク レ ス カ イ ン グ レ ッ ト
CAIGOY Jant Cres Cainglet 助教 / Assistant Professor

My research focuses on (1) understanding the ArcAB two-component system in regulating biofilm formation and virulence in *Vibrio cholerae*, and (2) developing plant-derived antibiofilm and antivirulence strategies to control foodborne pathogens, contributing to improved food safety and public health.

keywords: *Vibrio cholerae*, foodborne pathogens, ArcAB system, biofilm formation, virulence production, antibacterial, antibiofilm, antivirulence, plant extracts

1. ArcAB system promotes biofilm formation through direct repression of *hapR* transcription in *Vibrio cholerae*. *Microbiol Res*, 297:128155 (2025)
2. Genetic Characterization of a Novel Retron Element Isolated from *Vibrio mimicus*. *Microbiol Immunol.* 69(1):1-9 (2025)
3. Development of a simple allele-specific PCR for the detection of pathogenic *Vibrio cholerae* O1 and O139 in seafood. *J Agri Food Res*, 18:101458 (2024)

研究者総覧



リ ニ デ ィ ナ ム ス テ ィ カ
RINI Dina Mustika 助教 / Assistant Professor

Modern consumers are looking for more than just nutrition from their food - they are increasingly turning to functional foods to support overall health and prevent disease. My research focuses on investigating the role of dietary components in promoting human health, with a current emphasis on the gut-heart axis. By exploring the interactions between dietary components and the gut microbiota, I aim to elucidate how these components influence gut integrity and cardiovascular health, and to uncover their potential in the prevention and treatment of lifestyle-related diseases.

keywords: functional foods, dietary fiber, prebiotics, peptide, microbiota, gut health, cardiovascular health, intestine

1. The role of dietary fibre in intestinal heat shock protein regulation, *International Journal of Food Science and Technology*, 59(11), 8114-8123, 2024
2. Xylobiose treatment strengthens intestinal barrier function by regulating Claudin 2 and Heat Shock Protein 27 expression in human Caco-2 cells., *Journal of the Science of Food and Agriculture*, 104(4), 2518-2525, 2023
3. Partially hydrolyzed guar gum upregulates heat shock protein 27 in intestinal Caco-2 cells and mouse intestine via mTOR and ERK signaling, *Journal of the Science of Food and Agriculture*, 103, 5165-5170, 2023

研究者総覧





ア イ シ ャ ラ マ ワ テ イ

AISYAH Rahmawati 特任助教 / Assistant Professor (Special Appointment)


My research mainly focuses on the molecular metabolism in skeletal muscle. Recently I focus on the role of membrane phospholipid in muscle physiology. I am also interested in the effect of food factors on diseases.

keywords: membrane phospholipids, choline metabolism, skeletal muscle metabolism, nutrition, functional foods

1. GDE5/Gpcpd1 activity determines phosphatidylcholine composition in skeletal muscle and regulates contractile force in mice, *Commun Biol*, 7, 604, 2024
2. Comparative study on muscle function in two different streptozotocin-induced diabetic models, *Acta Diabetol*, 61, 1443-1453, 2024
3. β -hydroxybutyrate attenuates diabetic renal and muscular pathologies in a streptozotocin-induced diabetic model, *Nutrition*, 112792, 2025



研究者総覧



お く だ ま さ き

奥田 将生 客員教授 / OKUDA Masaki Visiting Professor

美味しいお酒(日本酒・焼酎)を造るために重要な原料のお米や水について着目しています。イネの栽培時の気象条件がお酒の製造工程に及ぼす影響やお酒の品質に影響を及ぼす原料成分を研究しています。

Our research focus is the understanding of the properties of the ingredient rice grains and water for sake making to make high quality of sake and shochu. We are investigating the influences of meteorological conditions during rice growing on sake making process, and the compounds affecting sake quality.

keywords: sake, shochu, rice, water, meteorological condition

1. Evaluation of the Starch Properties of Rice Grains and Enzymatic Digestibility of Steamed Rice During Sake Brewing Based on the Swelling Behavior of Rice Grains During Heating, *Cereal Chem.*, 102, 548-562 (2025)
2. Evaluation of the Starch Properties of Raw Rice and Enzymatic Digestibility of Steamed Rice Grains for Sake Production by Visual Observation of Swelling Behavior in Urea Solutions, *Cereal Chem.*, 102, 537-547 (2025)
3. Rice used for Japanese sake making, *Biosci. Biotechnol. Biochem.*, 83, 1428-1441 (2019)

所属

独立行政法人
酒類総合研究所

National Research
Institute of Brewing



ま さ き か ず お

正木 和夫 客員教授 / MASAKI Kazuo Visiting Professor

醸造に関わる微生物(酵母、麹菌)の機能解明、育種、醸造環境で働く酵素の研究をしています。また、微生物由来の酵素の機能を明らかとし、新しい利用方法や大量生産する技術についても研究しています。

I am studying microbiology (yeast and koji-mold) for brewing. In particular, the main targets are elucidation of functions, breeding, and enzymatic research. I am also interested in exploring new enzymes, developing new uses, and mass-producing enzymes.

keywords: enzyme, yeast, koji-mold, brewing microbiology

1. *Aspergillus oryzae* acetamidase catalyzes degradation of ethyl carbamate, *J Biosci Bioeng*, 130, 577 (2020)
2. Construction of a new recombinant protein expression system in the basidiomycetous yeast *Cryptococcus* sp strain S-2 and enhancement of the production of a cutinase-like enzyme, *Appl Microbiol Biotechnol*, 93, 1627 (2012)
3. Cutinase-like enzyme from the yeast *Cryptococcus* sp strain S-2 hydrolyzes polylactic acid and other biodegradable plastics, *Appl Environ Microbiol*, 71, 7548 (2005)

所属

独立行政法人
酒類総合研究所

National Research
Institute of Brewing

生物資源科学プログラム | 教員紹介

Program of Bioresource Science



いそべ なおき
磯部 直樹 教授 / ISOBE Naoki Professor

良質な牛乳生産に向け、**乳房炎**を防除する免疫システムに着目しています。抗菌物質 (defensin等) による**自然免疫**と**獲得免疫**の双方を最大限に利用し、感染を効果的に防御する手法を検討しています。

Aiming for quality milk production, we are developing a novel infection control method by maximizing both innate and adaptive mammary immunity.

keywords: mastitis, mammary gland, antimicrobial component, cow, goat, milk

1. Mastitis-Associated Production of S100A10 in the Mammary Gland of Goats. *Front Anim Sci* 6:1755201. (2026)
2. Interleukin 1 receptor antagonist (IL-1ra) production and expression dynamics in mammary glands after lipopolysaccharide infusion. *Anim Sci J* 96: e70047 (2025)
3. Mammary leukocytes function of endotoxin tolerant goat induced by intrauterine infusion of lipopolysaccharide. *Innate Immun* 31:1-12 (2025)

研究者総覧



うえだ あきひろ
上田 晃弘 教授 / UEDA Akihiro Professor


世界に広がる**塩害**土壌でも栽培可能な作物品種の育成や**遺伝子組換え**による**耐塩性作物**の創出を行っています。また、植物の生育を促進する**善玉菌**の単離とその実用化技術、**肥料資源の節約**技術の開発を行っています。

Our research focuses on molecular physiological analysis of environmental stress (high salinity, nutrient deficiency, etc.) tolerance in higher plants for sustainable crop production. We also study plant growth promoting bacteria to increase crop production through improving bacterial fitness in the rhizosphere and identifying bioactive compounds useful for crop growth.

keywords: sustainable crop production, rice, salinity stress, nutrient deficiency, plant nutrition, plant growth promoting bacteria

1. Microbial volatile organic compound enhances Arabidopsis growth through activation of nitrate and ammonium transport. *J Exp Bot: In print* (2026)
2. Physiological and transcriptomic insights into mechanisms of salt tolerance in the leaves and roots of the halophyte *Suaeda japonica* Makino under high salinity stress. *J Plant Growth Regul* 45: 321-339 (2026)
3. A chromosome-level genome sequence reveals regulation of salt stress response in *Mesembryanthemum crystallinum*. *Physiol Plant* 177: e70057 (2025)

研究者総覧



うみの てつや
海野 徹也 教授 / UMINO Tetsuya Professor

瀬戸内海の重要種を対象に、**種苗放流**や**資源管理**によって、資源を増殖し、持続的に利用するための研究を行っている。特に、**クロダイ**は研究の代表種で、最近では産卵生態や移動回遊の解明に取り組んでいる。

My current research focuses on sustainable use of commercially important fish by using stock enhancement and resource management. Black sea bream is representative fish of my research, and I want to pursue studies to clarify all of the mysteries of this fish as my life work.

keywords: fish, black sea bream, stock enhancement, resource management, sustainable use

1. The role of the isolation of the marginal seas during the Pleistocene in the genetic structure of black sea bream *Acanthopagrus schlegelii* (Bleeker, 1854) in the coastal waters of Japan. *PeerJ* 9(24): e11001 (2021)
2. Estimating the spawning season of black sea bream *Acanthopagrus schlegelii* in Hiroshima Bay, Japan, based on temporal variation in egg density. *Fish Sci*, 86:645-653 (2020)
3. Infestation of the parasitic isopod *Mothocya parvostis* on Juveniles of the black sea bream *Acanthopagrus schlegelii* as an optional intermediate host in Hiroshima Bay. *Zool Sci*, 1-10 (2020)

研究者総覧





おびつ たけと

小櫃 剛人 教授 / OBITSU Taketo Professor

飼料資源の有効利用(副産物飼料)、環境負荷の低減(ウシからの温室効果ガス)、栄養代謝調節(アミノ酸代謝)などを目標にして、反芻家畜(ウシ、ヤギ、ヒツジ)の飼料と栄養代謝に関する研究を行っている。

In order to establish sustainable and healthy ruminant production systems, I am studying by-product feed utilization, mitigation of enteric methane emission from ruminants, and regulation of amino acid metabolism in cattle and sheep by the natural functional compounds in forage.

keywords: forage, digestion, metabolism, protein, amino acid, cow, sheep, milk, meat.

1. Phytol supplementation alters plasma concentrations of formate, amino acids, and lipid metabolites in sheep. *Animal* 15:100174. (2021)
2. Effects of ensiling treatment for tuber crop forages and grain source on carbohydrate digestion, nitrogen utilization, and urea metabolism in sheep. *Anim Feed Sci Technol* 243: 140-149. (2018)
3. Effects of nitrogen fertilizer and harvesting stage on photosynthetic pigments and phytol contents of Italian ryegrass silage. *Anim Sci J* 88: 1513 - 1522. (2017)

研究者総覧



こいけ かずひこ

小池 一彦 教授 / KOIKE Kazuhiko Professor

単細胞藻類を専門とし、その環境適応性、光合成機能等を培養実験・フィールド調査両面から探っています。彼らが支える生態系(海洋の生物生産システム、マングローブ・サンゴ礁生態系)の保全に役立てたいと考えています。

Microalgae, or single-cell algae, especially their diversity, environmental adaptation and photosynthetic mechanisms are investigated both from field studies and laboratory culture experiments. Goal of the study is to apply these knowledge for conserving characteristic ecosystems (e.g. coastal biological production, mangrove ecosystem, coral reef ecosystem, etc) whose basis are microalgae.

keywords: microalgae, aquatic ecosystem, coast, mangrove, coral reef

1. Fecal pellets of giant clams as a route for transporting Symbiodiniaceae to corals/ *PLoS ONE*/2020
2. Zooxanthellal genetic varieties in giant clams are partially determined by species-intrinsic and growth-related characteristics/ *PLoS ONE*/ 2017
3. Application of a pulse-amplitude-modulation (PAM) fluorometer reveals its usefulness and robustness in the prediction of *Karenia mikimotoi* blooms: A case study in Sasebo Bay, Nagasaki, Japan/ *Harmful Algae*/ 2017

研究者総覧



さかい よういち

坂井 陽一 教授 / SAKAI Yoichi Professor

サンゴ礁などリーフ環境に棲む魚類の採餌生態や産卵生態に注目するフィールド調査から、生存戦略や繁殖戦略を解明する研究を進めている。

Behavioral ecology of reef fishes focusing on survival and reproductive strategies (e.g. foraging and mating tactics, social and mating system, and sex change patterns) by using the method of animal sociology including field observation and demographic survey in nature.

keywords: underwater observation, field survey, function of behaviors, intra-and interspecific relationships, individual-level data, reproductive success

1. Functions of bidirectional sex change and simultaneously hermaphroditic phase gonads in the monogamous goby *Lubricogobius exiguus*. *Ethology* 131:94-106 (2025)
2. Predatory foraging tactics correspond with aggressive mimetic fidelity in carnivorous blennioid fishes on coral reefs. *J Zool* 327:19-27 (2025)
3. The potential for egg-guarding care in females of the damselfish, *Dascyllus reticulatus*, in the absence of uniparental male care. *J Fish Biol* 104:979-988 (2023)

研究者総覧



すぎの としひさ

杉野 利久 教授 / SUGINO Toshihisa Professor

乳牛の哺育期および分娩移行期など栄養管理に起因する疾病リスクの高いステージに着目し、被害軽減に向けた栄養生理学的研究に取り組んでいる。初乳給与と消化管ホルモンの関係性などを明らかにしている。

My work focuses on the nutrition and metabolism at transition periods for weaning and calving in dairy cattle, especially the relationship between dietary nutrition and metabolic hormone action.

keywords: gastro-intestinal hormone, dairy cow, dairy calf, nutritional management

1. Nutritional Endocrinology in Dairy Cattle: Roles of the Ghrelin and Glucagon-Like Peptide Axis in Metabolic Adaptation and Developmental Programming. *Anim. Sci. J.* 97: e70179 (2026)
2. Effects of fat content of high-protein milk replacer on intake and growth performance of Holstein calves in summer and winter. *J. Dairy. Sci.* 108: 5860-5874 (2025)
3. Effect of medium-chain fatty acid supplementation on feed intake, rumen fermentation, blood profile, and milk production of dairy cows in the transition period. *J. Dairy Sci.* 108: 4381-4389 (2025)

研究者総覧





とみなが

富永 るみ 教授 / TOMINAGA Rumi Professor

植物の表皮細胞分化に関わる転写因子の研究を行っている。表皮細胞は根毛のような特殊な器官に分化する。分化制御ネットワークの解明により、植物の形態形成や細胞分化の仕組みを分子レベルで理解する事を目指す。

The aim of our study is to elucidate the mechanism of epidermal cell differentiation in plants, by using epidermal cells from specialized organs, such as root hairs. By focusing on the function of transcription factors, we aim to understand plant morphogenesis and cell differentiation at the molecular level.

keywords: Arabidopsis, root hair, transcription factor

1. Effect of shading on trichome formation and CAPRICE-like gene expression in tea (*Camellia sinensis* var. *sinensis*) leaves. *Sci. Hortic.* 330: 113049 (2024)
2. Effect of phosphorus deficiency on the expression and protein localization of ENHANCER OF TRY AND CPC3 gene in Arabidopsis roots. *J. Plant Biochem. Biotech.* 33: 260-264 (2024)
3. Complementation and protein localization analyses of R3 MYBs in an Arabidopsis caprice mutant. *Plant Biotech.* 40: 99-103 (2023)

研究者総覧



とみやま たけし

富山 毅 教授 / TOMIYAMA Takeshi Professor

瀬戸内海を中心に、日本沿岸における魚介類の資源生態を研究している。特に稚魚期の摂食や成長に関する研究のほか、地球温暖化など環境の変化に対する水産資源の応答に関する研究を進めている。

I am studying fisheries biology in Japan, especially in the Seto Inland Sea, to contribute to sustainable coastal fisheries. My research interests are mainly in the life history traits of commercially important species, predator-prey interactions, and the response of fishes to climate change.

keywords: aquatic ecology, fisheries, life history, thermal biology, tidal flat

1. Local environmental changes boost predation risk in forage fish: application to the sand lance in the eastern Seto Inland Sea. *Mar Environ Res* 215: 107827 (2026)
2. A new approach for estimating larval settlement timing of a flatfish based on the shift in lapillus growth direction at settlement. *J Sea Res* 210: 102687 (2026)
3. Post-release predation of hatchery reared marbled flounder *Pseudopleuronectes yokohamae* in Hiroshima Bay, Japan. *Fish Res* 292: 107589 (2025)

研究者総覧



よねざわ たかひろ

米澤 隆弘 教授 / YONEZAWA Takahiro Professor

ゲノム情報をもとに日本鶏をはじめとした家畜・家禽の起源や世界伝播プロセス、そして多様な表現型を創出する遺伝的基盤を解明し、さらなる育種を進めていくことを目指しています。

Based on genome information, we aim to elucidate the domestication origins, the global propagation processes, and the genetic basis for the diverse phenotypes of Japanese native chickens and other livestock, in order to promote further breeding.

keywords: genome, evolution, breeding

1. Phylogenomics and morphology of extinct paleognaths reveal the origin and evolution of the ratites. *Current Biology*, 27:68-77 (2017)
2. Paleogenomics reveals independent and hybrid origins of two morphologically distinct wolf lineages endemic to Japan. *Current Biology* 32:2494-2504 (2022)
3. Complete mitochondrial genome analysis clarifies the enigmatic origin of Haplogroup D in Japanese native chickens. *The Journal of Poultry Science*, 59: 316-322 (2022)

研究者総覧



わだ しげき

和田 茂樹 教授 / WADA Shigeki Professor

海洋の生物と環境の相互作用を研究している。生物から環境への作用は、生物による海洋への炭素隔離過程を研究している。環境から生物への作用は、二酸化炭素の増加に対する海洋生態系の応答を主な研究課題である。

We study how marine organisms interact with the environment, aiming to understand two main effects: how organisms influence the environment, like carbon sequestration, and how the environment affects organisms, such as ecosystem responses to rising CO₂ levels.

keywords: carbon sequestration, rising CO₂ level

1. Massive loss and microbial decomposition in reproductive biomass of *Zostera marina*. *Est Coast Shelf Sci* 275:107986 (2022)
2. Ocean acidification increases phytobenthic carbon fixation and export in a warm-temperate system. *Est Coast Shelf Sci* 250:107113 (2021)
3. Contribution of macroalgae to coastal dissolved organic matter pool. *Est Coast Shelf Sci* 129:77-85 (2013)

研究者総覧





チャン ダン スアン
TRAN Dang Xuan 教授 / Professor


農業生産において循環型イニシアチブを確立し、応用可能な農産物を生産します。特に米の副産物を活用して**食品、医薬品、肥料**を開発します。また、突然変異および交配法を用いて**高収量の米品種**を作出します。

We are establishing a circular initiative in agricultural production to generate highly applicable agricultural products. Our focus is on the utilization of agricultural by-products, particularly from rice production, for developing foods, pharmaceuticals, and fertilizers. Additionally, we are applying mutation and crossbreeding methods to create high-yield rice varieties.

keywords: circular agricultural production, biochemistry, natural products, biological activities, plant breeding, genetic engineering

1. Cytotoxic mechanism of momilactones A and B against acute promyelocytic leukemia and multiple myeloma cell lines. *Cancers* 14:4848 (2022)
2. Uniparental Inheritance of Salinity Tolerance and Beneficial Phytochemicals in Rice. *Agronomy-Basel* 10:1032 (2020)
3. Decomposition of allelopathic plants in soil. *J Agron Crop Sci* 191:162 (2005)

研究者総覧



あさおか さとし
浅岡 聡 准教授 / ASAOKA Satoshi Associate Professor

環境分析化学を活用して、幅広い**水環境問題**の解決に挑戦しています。特にリサイクル材料を有効活用した**沿岸環境の修復**、生活・産業**排水処理技術**の開発、水環境を評価するための**分析法**の開発について研究しています。

I am an aquatic environmental scientist with a broad perspective of wastewater treatment, restoration of coastal seas etc. based on my analytical chemistry background. My specialties and skills include: (1) Coastal environment restoration using industrial recycled materials, (2) Development of analytical methods to evaluate aquatic environment.

keywords: aquatic environment, environmental analytical chemistry, environmental remediation, SDGs, wastewater treatment

1. A single-step cultivation approach for lipid production by Nannochloropsis using a carboxymethyl cellulose-bonded anaerobic digestate tablet, *J Environ Chem Eng* 14: 121349 (2026)
2. Sustainable Nutrient Removal System With Johkasou and Bio-Geofilter Hybrids, *Water Environ Res* 98: 70336 (2026)
3. Identification of sulfur species in coastal marine sediments collected from the Seto Inland Sea, Japan in summer, *Estuar. Coast. Shelf Sci.* 313:109130 (2025)

研究者総覧



うめはら たかし
梅原 崇 准教授 / UMEHARA Takashi Associate Professor

子どもができる仕組みについて、**代謝と内分泌**に焦点を当て、モデル動物を用いた基礎研究から、家畜を用いた実用化研究まで行っている。この成果を基盤にした**“効率よく家畜生産ができる繁殖技術開発”**を目指している。

Our aim is to develop the reproductive technology in animal production. To achieve this aim, we are focusing on mammalian reproductive biology of both female and male, such as ovary, oocyte, testis and sperm, especially focusing on metabolism, endocrine and immune system.

keywords: animal reproduction, reproductive technology, endocrine, metabolism

1. A simple sperm-sexing method that activates TLR7/8 on X sperm for the efficient production of sexed mouse or cattle embryos. *Nature protocols*, (2020)
2. Activation of Toll-like receptor 7/8 encoded by the X chromosome alters sperm motility and provides a novel simple technology for sexing sperm. *PLoS Biol.*, (2019)
3. The acceleration of reproductive aging in *Nrg1flox/flox; Cyp19-Cre* female mice. *Aging cell*, 16, 1288-1299. (2017)

研究者総覧



かとう あき
加藤 亜記 准教授 / KATO Aki Associate Professor

沿岸生態系の**生物多様性**の維持に欠かせない**藻場**や**海藻養殖**で顕在化する、**気候変動**の影響に注目している。海藻類の**系統分類**や**海藻相**研究を行う一方、**食用海藻**や**石灰藻**について実験下での**生育特性**を把握してきた。

Seaweeds benefit human life by providing food and indirectly by maintaining biodiversity in coastal ecosystems. Focusing on the impacts of climate change on seaweed aquaculture and seaweed forests, I have examined molecular phylogeny and ecophysiology of key species of macroalgae and conducted empirical research relevant for aquaculture.

keywords: coralline algae, edible seaweeds, optimum growth conditions, rhodolith, taxonomy

1. Coralline red algal species diversity at a shallow rhodolith bed in warm-temperate Japan, including two new species of *Roseolithon* (Haplidiales, Corallinophycidae). *Phycologia* 63: 520-533 (2024)
2. *Lithophyllum nagaokaense* sp. nov. (Corallinales, Corallinophycidae, Rhodophyta): A new rhodolith-forming non-geniculate coralline alga from Japan. *Phycological Research* 72: 167-179 (2024)
3. Effects of seawater temperature and irradiance on the growth of sporelings of *Amphiroa* cf. *zonata* and *Corallina berteroi* (Corallinales, Rhodophyta) in Japan. *Phycologia* 62: 585-592 (2023)

研究者総覧





かわかみ しんいち

河上 眞一 准教授 / KAWAKAMI Siniti Associate Professor

主にニワトリをモデル動物として用い、**本能行動**(摂食行動・飲水行動・攻撃行動など)の脳内メカニズムについて、**間脳視床下部**を中心に研究しています。

Research on the brain mechanisms of innate behavior such as feeding, drinking, and aggressive behavior in chickens.

keywords:feeding behavior, drinking behavior, aggressive behavior, hypothalamus, chicken

- 1.Screening of the behavioral tests for monitoring agonistic behavior of layer chicks. J.Poult.Sci. 54:296-302. (2017)
- 2.Blood testosterone concentration and testosterone-induced aggressive behavior in male layer chicks: Comparison between isolated- and grouped-raising. J.Poult.Sci. 56:290-297. (2019)
- 3.Effects of testicular and non-testicular testosterone on territorial and isolation-induced aggressive behavior of male layer chicks. J.Poult. Sci. 57:236-240. (2020)

研究者総覧



くろかわ ゆうぞう

黒川 勇三 准教授 / KUROKAWA Yuuzou Associate Professor


社会ネットワーク解析を通じた乳牛(搾乳牛、育成牛)の**社会行動**、個体間の親和的、敵対的関係の総合的解析を行い、**家畜福祉**と**高い生産性**の両方を実現する飼養管理システムの構築を目指す。

The aim of my study is construction of management system achieving higher animal welfare and productivity by the analysis of social behavior, affinity and agonistic relationships between dairy cows (lactating cows and raising cows) through social network analysis.

keywords:social network analysis, dairy cows, milk production, social behavior

- 1.Effect of relationships among clinical mastitis incidence, reproductive performance, and culling rate on the lifetime of dairy cows at Hiroshima University Farm./Anim. Sci. J. /2021
- 2.Changes of photosynthetic pigments and phytol content at different levels of nitrogen fertilizer in Italian ryegrass fresh herbage and hay./ Grassl. Sci./2022
- 3.A comparison of plasma glucose and oxidative status in lactating dairy cows in summer and autumn/Anim. Sci. J./2016

研究者総覧



さいとう ひでとし

斉藤 英俊 准教授 / SAITOU Hidetoshi Associate Professor

釣り餌として利用される多毛類やエビ類を対象とした生態学的研究、とくに**外来種**としての分布状況や生物多様性に及ぼす影響、および**希少外来種**の保全と有効活用を目的とした生活史の解明について研究している。

My research interests are ecological researches on aquatic organisms, especially understanding of life history aimed at the dispersal mechanism of alien species and the conservation of threatened species.

keywords:benthos, fishing bait, freshwater, intertidal flat, polychaete, shrimp

- 1.Appearance of exotic shrimp *Palaemon sinensis* (Sollaud, 1911) and other freshwater shrimps before and after the 2018 extreme flood in western Japan. BiolInvasions Rec. 13: 183-194 (2024)
- 2.Host selection and potential predation in host-parasite interaction between the isopod *Tachaea chinensis* and freshwater species. Int. J. Parasitol.: Parasites Wildl. 21: 59-68 (2023)
- 3.Population genetics of the non-native freshwater shrimp *Palaemon sinensis* (Sollaud, 1911) in Japan based on mitochondrial 16S rRNA sequence analysis. Aquat. Invasions 16: 710-720 (2021)

研究者総覧



すずき なおき

鈴木 直樹 准教授 / SUZUKI Naoki Associate Professor

反芻動物乳房への細菌感染成立機序解明を基盤として、**乳房炎制御**による食(乳)の安定供給と**生乳衛生の向上**による食(乳)の安全に貢献することを目指している。また、**乳房炎迅速診断技術開発**も行っている。

The aim of my studies is to contribute food (milk) supply and food (milk) safety by elucidating mechanisms of bacterial intramammary infection in dairy animals.

keywords:dairy animals, intramammary infection, zoonosis, diagnosis

- 1.Seasonal variations in the concentration of antimicrobial components in milk of dairy cows. Anim Sci J. 91(1). (2020)
- 2.Outcome prediction from the first examination in clinical mastitis using ultrasonography in dairy cows. Anim Sci J. 91(1). (2020)
- 3.Rapid determination of pathogens in mastitic milk of dairy cows using Gram staining. J Vet Med Sci. in press. (2022)

研究者総覧





とよた けんじ

豊田 賢治 准教授 / TOYOTA Kenji Associate Professor

甲殻類を中心とした**無脊椎動物**を対象に、フィールドワークと飼育実験から特に**性差**を示す形質(形態、行動、生理、遺伝子発現など)に着目して研究を行なっている。

My research group focuses on invertebrates, mainly decapod crustaceans, to understand sexual dimorphic characteristics such as morphology, behavior, physiology, and gene expression based on fieldwork and breeding experiments.

keywords: aquaculture, crustaceans, sexual difference

1. Eyestalk transcriptome and methyl farnesoate titers provide insight into the physiological changes in the male snow crab, *Chionoecetes opilio*, after its terminal molt. *Sci. Rep.* 13: 7204 (2023)
2. Dual roles of crustacean female sex hormone during juvenile stage in the kuruma prawn *Marsupenaeus japonicus*. *Gen. Comp. Endocrinol.* 344: 114374 (2023)
3. Impacts of methyl farnesoate and 20-hydroxyecdysone on larval mortality and metamorphosis in the kuruma prawn *Marsupenaeus japonicus*. *Front. Endocrinol.* 11: 475 (2020)

研究者総覧



なかむら よしあき

中村 隼明 准教授 / NAKAMURA Yoshiaki Associate Professor

鳥類とほ乳類の**生殖幹細胞**を対象として、**培養・凍結保存・移植**等の操作技術を開発・改善し、動物の遺伝資源を細胞レベルで保存すること、ヒト不妊治療技術を開発することに挑戦している。

My research group aims to develop culture, cryopreservation and transplantation of germ cells including primordial germ cells and spermatogonial stem cells in birds and mammals, and to apply germ cell manipulation technologies from conservation of biological diversity to human infertility treatment.

keywords: germ cells, chicken, mouse, genetic conservation, infertility treatment

1. Transient suppression of transplanted spermatogonial stem cell differentiation restores fertility in mice. *Cell Stem Cell* 28:1-14. (2021)
2. Efficient system for preservation and regeneration of genetic resources in chicken: concurrent storage of primordial germ cells and live animals from early embryos of a rare indigenous fowl (Gifujidori). *Reprod Fertil Dev* 22:1237-1246. (2010)
3. Germline replacement by transfer of primordial germ cells into partially sterilized embryos in the chicken. *Biol Reprod* 83:130-137. (2010)

研究者総覧



ながおか としのり

長岡 俊徳 准教授 / NAGAOKA Toshinori Associate Professor

持続可能な植物生産のために、有用資源の有効活用と**土壌中での養分の動態**および植物による利用性の改善に関する研究を行っています。堆肥などの**有機物施用**による作物(イネなど)の生産性や養分利用効率を解析しています。

Aiming for sustainable plant production, we are conducting researches on the effective utilization of useful resources, dynamics of nutrients in soils, and improvement of their utilization by plants. We analyze productivity and nutrient use efficiency of crops (such as rice) by applying organic matter such as compost.

keywords: plant production, soil, organic matter, nutrient cycling

1. Shoot and root responses to low phosphorus and their genotypic variability in selected cultivars of Japanese core collections of maize and soybean. *Soil Sci. Plant Nutr.* 70: 100-113 (2024)
2. Phytate degradation by fungi and bacteria inhabiting sawdust and coffee residue composts. *Microbes Environ.* 28: 71-80 (2013)
3. Isolation and characterization of cellulose-decomposing bacteria inhabiting sawdust and coffee residue composts. *Microbes Environ.* 27: 226-233 (2012)

研究者総覧



にい たかひろ

新居 隆浩 准教授 / NII Takahiro Associate Professor

ニワトリの健康と安全な卵の生産を目指して、**粘膜バリア機能**の強化と**産卵機能**改善に関する研究に取り組んでいる。特に、**腸内環境**を中心として、肝臓や脳、卵管といった周辺の組織とのネットワークに注目している。

I work on the research about enhancement of mucosal barrier function and improvement of egg production for healthy and secure poultry production of chickens. In particular, I focus on the intestinal environment and the network between intestine and surrounding organs such as liver, brain and reproductive organs.

keywords: avian, mucosal immunity, digestive tract cellular immunity, reproductive organ, egg laying function, probiotics

1. Slight Disruption in Intestinal Environment by Dextran Sodium Sulfate Reduces Egg Yolk Size Through Dysfunction of Ovarian Follicle Growth. *Front Physiol.* 11:607369. (2021)
2. Intestinal inflammation induced by dextran sodium sulphate causes liver inflammation and lipid metabolism dysfunction in laying hens. *Poult Sci.* 99:1663-1677. (2020)
3. Effects of avian infectious bronchitis virus antigen on eggshell formation and immunoreaction in hen oviduct. *Theriogenology.* 81: 1129-1138. (2014)

研究者総覧





はしもと としや

橋本 俊也 准教授 / HASHIMOTO Toshiya Associate Professor

持続的な漁業生産可能な海洋環境を維持・管理するために、コンピュータによるデータ解析、生態系モデル解析や海洋調査により沿岸海域の物質循環機構と低次生物生産構造を明らかにするための研究を行っている。

The main purpose of my study is to maintain and manage the marine environment for sustainable fishery production. For the purpose, I perform studies about the material circulation system in the coastal seas by computer data analysis, numerical ecosystem model and field observations.

keywords: sustainable fishery production, computer data analysis, numerical ecosystem model

- 1.Primary Production and Physical Structure of the Seto Inland Sea, Japan / Bull. Coastal Oceanogr. (1997)
- 2.Analysis of Primary Production in the Seto Inland Sea, Japan, Using a Simple Ecosystem Model/ J. Oceanogr. 54: 123-132.(1998)
- 3.Optical Properties of Sea Water in Hiroshima Bay, Japan / Oceanography in Japan (1997)

研究者総覧



生命医科学プログラム兼任 (Concurrent post: Biomedical Science)



よしだ まさゆき

吉田 将之 准教授 / YOSHIDA Masayuki Associate Professor

生物学的心理学を専門とする。動物の心を生物学的な機能のひとつとして考える。脳を含む身体という有形物から、心という形のないものがいかにして生じるのかを探究している。

Biological psychology and behavioral neuroscience. Studying animal mind as a biological function. My research involves quantitative observation of behavior and manipulation of underlying neural activities to evaluate emotional states of animals.

keywords: behavior, biological psychology, brain, emotion

- 1.Recording the ventilation activity of free-swimming zebrafish and its application to novel tank tests. Physiology & Behavior, 244, 113665 (2022)
- 2.Measurement of emotional states of zebrafish through integrated analysis of motion and respiration using bioelectric signals. Scientific Reports 11:187 (2021)
- 3.Relationship between brain morphology and life history in four bottom-dwelling gobiids. Zoological Science, 37, 168-176 (2020)

研究者総覧



Bioresource Science



わかばやし かおり

若林 香織 准教授 / WAKABAYASHI Kaori Associate Professor

海産無脊椎動物の初期生活史に関して分類・発生・生態の観点から研究している。最近では養殖候補種である甲殻類や棘皮動物の安定的な種苗生産や畜養の技術開発に取り組んでいる。

My main research interest is the early life history of marine invertebrates particularly from the viewpoints of taxonomy, developmental biology, and ecology. Applied aquaculture sciences of crustaceans and echinoderms are also the research topics that we focus on.

keywords: lobster, larvae, jellyfish, hatchery, land-based aquaculture

- 1.The final phyllosoma, nisto, and first juvenile stages of the slipper lobster *Petrarctus brevicornis* (Holthuis, 1946) (Decapoda: Achelata: Scyllaridae). J Crustac Biol 40: 237-246. (2020)
- 2.Culture of slipper lobster larvae (Decapoda: Achelata; Scyllaridae) fed jellyfish as food. In Lobsters: Biology, Fisheries and Aquaculture. Springer Singapore, Singapore, pp. 519-540. (2019)
- 3.Amended larval recruitment model for the Japanese spiny lobster *Panulirus japonicus* from new larval records and population genetic data in Taiwan. J Oceanogr 75: 273-282. (2019)

研究者総覧



いなぶ ゆうだい

稲生 雄大 助教 / INABU Yudai Assistant Professor

反芻家畜(乳牛・肉牛)の健全性を担保しつつ生産性を向上させることを目標に、生理・内分泌機構や腸内環境に着目した研究を行っている。


My research focuses on physiological and endocrine mechanisms and intestinal environment to improve the health and productivity of ruminants (dairy and beef cattle).

keywords: endocrinology, gut-derived peptides, hormones, intestinal environment, nutrition, physiology, ruminants

- 1.Effect of extended colostrum feeding on plasma glucagon-like peptide-1 concentration in newborn calves. J. Dairy Sci. 102: 4619-4627 (2019)
- 2.Effect of kraft pulp inclusion in calf starter on performance, health, and plasma concentration of glucagon-like peptide 2 in calves. J. Dairy Sci. 106: 4443-4453 (2023)
- 3.Development of a novel feeding method for Japanese black calves with thermophile probiotics at postweaning. J. Appl. Microbiol. 132: 3870-3882 (2022)

研究者総覧





うー じゃーちー

呉 佳齊 助教 / WU Jiaqi Assistant Professor

ゲノムデータを活用して複雑な表現型の背後にある遺伝的メカニズムの解明を目指している。また**ウイルスゲノム解析**を通じた疫学的研究や家畜の**ゲノム育種研究**なども行っている。

I aim to uncover the genetic mechanisms of complex traits using genome big data, grounded in evolutionary biology and statistical genetics. My work also includes viral genome-based epidemiological research and genomic breeding studies in livestock.

keywords: evolutionary biology, statistical genetics, virology

- 1.SGV-caller: SARS-CoV-2 genome variation caller. *Heliyon* 11 (4):e42613 (2025)
- 2.The SARS-CoV-2 Lambda variant exhibits enhanced infectivity and immune resistance. *Cell reports* 38(2)110218 (2022)
- 3.Genomic adaptation to polyphagy and insecticides in a major East Asian noctuid pest. *Nature ecology & evolution* 1 (11), 1747-1756 (2017)

研究者総覧



生物資源科学プログラム



せ お

妹尾 あいら 助教 / SEO Aira Assistant Professor

伴侶動物、家畜、野生動物、動物園動物などを対象として、**人間と動物の共生**の観点から**動物の福祉**(アニマルウェルフェア)の向上を目指したフィールド研究を行っている。

My research aims for the improvement of animal welfare, especially the welfare of free-roaming cats, from the view point of the symbiotic relationships between humans and animals.

keywords: animal welfare, human-animal relationships, free-roaming cats

- 1.Health status of 'community cats' living in the tourist area of the old town in Onomichi City, Japan. *J Appl Anim Welf Sci* 25: 338-354. (2022)
- 2.The effect of communal litter box provision on the defecation behavior of free-roaming cats in old-town Onomichi, Japan. *Appl Anim Behav Sci* 224: 104938. (2020)
- 3.Three-year route census study on welfare status of free-roaming cats in old-town Onomichi, Japan. *J Appl Anim Welf Sci* 21: 203-210. (2018)

研究者総覧



なんべい まみ

南平 真実 助教 / NAMPEI Mami Assistant Professor

植物の**塩類耐性機構**を植物栄養学的観点から分子生理学的に研究しています。特に、**イネの塩・アルカリストレス**下における**カリウム獲得機構**に着目しています。

My research focuses on the molecular physiological mechanisms underlying saline and saline-alkaline stress tolerance in rice, from the perspective of plant nutrition. In particular, I am interested in how rice acquires potassium from the rhizosphere under such stress conditions.

keywords: saline stress, saline-alkaline stress, rice, potassium acquisition mechanisms

- 1.High pH promotes the buildup of Na⁺ in rice seedlings' young leaves in saline conditions. *J. Soil Sci. Plant Nutr.* 25: 7232-7245 (2025)
- 2.Potassium transporter OsHAK17 may contribute to saline-alkaline tolerant mechanisms in rice (*Oryza sativa*). *J. Plant Res* 137: 505-520 (2024)
- 3.Different rhizospheric pH conditions affect nutrient accumulations in rice under salinity stress, *Plants* 10: 1295 (2021)

研究者総覧



グ エ ン バ ン テ ィ ン

NGUYEN Van Thinh 助教 / Assistant Professor

私の研究は、**有害元素**および**マイクロプラスチック**による農地土壌と海洋堆積物の汚染に焦点を当てています。現在は、アジア諸国のマングローブ林やサンゴ礁といった「**沿岸域ブルーカーボン生態系 (BCE)**」における、プラスチックの生分解に関する調査・研究を行っています。

My research focuses on the contamination of agricultural soils and marine sediments by toxic elements and microplastics. In our current projects, we investigate the biodegradation of plastics in Coastal Blue Carbon Ecosystems (BCEs), specifically within mangrove forests and coral reefs across Asian countries.

keywords: marine ecosystem, marine microorganism, polymer-degrading microorganisms, marine sediment, agricultural soil, environmental contamination, toxic elements

- 1.Effect of soft segment chemistry on marine-biodegradation of segmented polyurethane elastomers. *Polymer Degradation and Stability* 223: 111149 (2025)
- 2.An integrated multi-method assessment of toxic element contamination and associated ecological and health risks in heavily contaminated Paddy Soils of Bangladesh. *Environmental Science and Pollution Research* 33: 3728-3745 (2026)
- 3.Dual-route synthesis of bio-composites for rapid, high-efficiency arsenic and lead removal from water: Comparing pyrolysis and hydrothermal approaches. *Bioresource Technology Reports* 34: 102667 (2026)

研究者総覧





ジャイスウ ジラバット

JAISUE Jirapat 特任助教 / Assistant Professor (Special Appointment)

I have found that bacterial components or lipopolysaccharide or LPS can be translocated between organs and cause inflammation in the mammary gland. Therefore, my study investigates the relationship between mastitis and other diseases associated with LPS translocation in dairy animals.

keywords: mastitis, immunity, lipopolysaccharide, LPS, inflammation, ruminant, mammary gland

1. Mammary leukocytes function of endotoxin tolerant goat induced by intrauterine infusion of lipopolysaccharide. *Innate Immun* 31: 1-12 (2025)
2. Effect of intramammary lipopolysaccharide challenge after repeated intrauterine infusion of lipopolysaccharide on the inflammation status of goat mammary glands. *Theriogenology* 212: 104-110 (2023)
3. Effect of repeated intrauterine infusion of lipopolysaccharides on mastitis in goats. *Theriogenology* 193: 87-92 (2022)

研究者総覧



マシュー スティーブン ミルズ

MATTHEW Stevan Mills 特任助教 / Assistant Professor (Special Appointment)

Crustose calcifying red algae (CCRA) are crucial components of many marine ecosystems. My research focuses on the diversity, ecology, and biogeography of this ecologically-important group of algae. Additionally, I also generate detailed 3D reconstructions of their habitats to determine how they interact with the communities around them.

keywords: crustose calcifying red algae, structure-from-motion, biodiversity, marine ecology, taxonomy

1. Small tropical islands as hotspots of crustose calcifying red algal diversity and endemism. *Front Mar Sci* 9: 1-13 (2022)
2. Structural complexity of coral reefs in Guam, Mariana Islands. *Remote Sens* 15: 1-15 (2023)
3. First record of the red alga *Incendia* (Peyssonneliales) for Micronesia, including the description of eight new species. *ALGAE* 41: 37-63 (2026)

研究者総覧



わかまつ じゅり

若松 寿衣 特任助教 / WAKAMATSU Juri Assistant Professor (Special Appointment)

トライコームは植物の防御に関わる構造です。特に、緑茶(チャ)の品質に関与するトライコーム形成を、環境要因と分子レベルから解析しています。

Trichomes are structures involved in plant defense. In particular, trichome formation contributing to green tea (*Camellia sinensis*) quality is analyzed from both environmental and molecular perspectives.

keywords: tea plants, *Camellia sinensis*, CsCPC, epidermal cell, trichome


1. Functional analysis of CAPRICE S1 motif residues via alanine scanning in *Arabidopsis*. *Biosci. Biotechnol. Biochem.* 90: 764-772 (2026)
2. Effect of shading on trichome formation and CAPRICE-like gene expression in tea (*Camellia sinensis* var. *sinensis*) leaves. *Sci. Hortic.* 330: 113049 (2024)
3. Identification of six CPC-like genes and their differential expression in leaves of tea plant, *Camellia sinensis*. *J. Plant Physiol.* 263: 153465 (2021)

研究者総覧



生命環境総合科学プログラム | 教員紹介

Program of Life and Environmental Sciences



いしだ あつひこ
石田 敦彦 教授 / ISHIDA Atsuhiko Professor

生命医科学プログラム兼任 (Concurrent post: Biomedical Science)

細胞内情報伝達、特に**タンパク質リン酸化・脱リン酸化**に興味を持ち、具体的には**Ca²⁺情報伝達**で重要な役割を果たす多機能性**CaMキナーゼ**及び、その制御に関わる**CaMキナーゼホスファターゼ**を研究しています。

I am interested in intracellular signal transduction, especially protein phosphorylation and dephosphorylation. I am studying multifunctional CaM kinases, which play important roles in Ca²⁺ signaling, and CaM kinase phosphatase (PPM1F) involved in their regulation. The latter has been found to be involved in various diseases such as cancer and depression.

keywords: phosphorylation, dephosphorylation, biochemistry, molecular biology, chemical biology, enzyme inhibitor

1. CaMK phosphatase (CaMKP/POPX2/PPM1F) inhibitors suppress the migration of human breast cancer MDA-MB-231 cells with loss of polarized morphology, *Biochem Biophys Res Commun* 639: 1-8 (2023)
2. CaM kinase phosphatase (CaMKP/PPM1F/POPX2) is specifically inactivated through gallate-mediated protein carbonylation., *Arch Biochem Biophys* 720: 109170 (2022)
3. Functions and dysfunctions of Ca²⁺/calmodulin-dependent protein kinase phosphatase (CaMKP/PPM1F) and CaMKP-N/PPM1E., *Arch Biochem Biophys* 640: 83-92 (2018)

研究者総覧



うけな かずよし
浮穴 和義 教授 / UKENA Kazuyoshi Professor

生命医科学プログラム兼任 (Concurrent post: Biomedical Science)

私たちは、脳内の新しい調節因子を同定し、生体機能調節(特に**食欲**などの本能行動や**エネルギー代謝調節**)の**脳内分子メカニズム**を解明しようとしています。**神経代謝調節学**分野での新発見を目指しています。

I have identified novel neuropeptides in the avian and rodent brain and elucidated their molecular mechanisms, especially instinctive behavior such as appetite and regulation of energy metabolism. I am aiming for discoveries in the field of neurometabolic and neuroendocrine regulations.

keywords: neuropeptide, energy metabolism, neurometabolism, neuroendocrinology

1. Avian and murine neurosecretory protein GL participates in the regulation of feeding and energy metabolism. *Gen. Comp. Endocrinol.* 260:164-170 (2018)
2. Neurosecretory protein GL stimulates food intake, de novo lipogenesis, and onset of obesity. *eLife* 6:e28527 (2017)
3. Neurosecretory protein GL, a hypothalamic small secretory protein, participates in energy homeostasis in male mice. *Endocrinology* 158:1120-1129 (2017)

研究者総覧



くが
久我 ゆかり 教授 / KUGA Yukari Professor

菌根共生における**物質交換**(植物C⇄菌根菌P,N,Cdなど)について様々な**表面分析・細胞学的手法**により明らかにしてきた。**果樹類白紋羽病の温水治療**における**土壌微生物の相乗作用**について明らかにしてきた。

My research themes are the symbioses between plants and soil fungi. Major topics are the mycorrhizal cellular functions using stable isotope tracers and nanoscale map SIMS and the decline mechanisms of the white root rot fungal pathogen associated with changes of soil microbial communities by hot water treatment.

keywords: symbioses, soil-borne plant disease, orchid mycorrhiza, arbuscular mycorrhiza, soil microbial community, ultrastructure, secondary ion mass spectrometry

1. Allocation of Carbon from an Arbuscular Mycorrhizal Fungus, *Gigaspora margarita*, to Its Gram-Negative and Positive Endobacteria Revealed by High-Resolution Secondary Ion Mass Spectrometry. *Microorganisms* (2021)
2. From imaging to functional traits in interactions between roots and microbes. In: *Methods in Rhizosphere Biology Research*. Springer (2019)
3. Uptake and intraradical immobilization of cadmium by arbuscular mycorrhizal fungi as revealed by stable isotope tracer and synchrotron radiation μ X-ray fluorescence analysis. *Microbes Environ* (2018)

研究者総覧





さとう あきこ
佐藤 明子 教授 / SATOH Akiko Professor


細胞内における膜タンパク質の局在を決定する**選別輸送機構**の研究を行っています。**ゴルジ体**という細胞小器官が重要な役割を果たしますが、その分子機構について解明しようとしています。

Organelles maintain their shapes and functions as the equilibrium of membrane flow into and out of them. We are trying to identify the dynamics of Golgi apparatus, and understand its function on the biogenesis of the secretory and membrane proteins.

keywords: Golgi stacks, cisternae, Trans Golgi Network (TGN)

1. RudLOV is an optically synchronized cargo transport method reveals unexpected effect of dynasore. EMBO reports, 26(3): 613-634 (2025)
2. Biotin methyl ester enhances cargo release in RUSH system and enables rapid biotinylation with TurboID. Communication Biology, 16: 1767 (2025)
3. Association of Golgi Stacks and Recycling Endosomes Ensures Post-Golgi Trafficking. Subcell Biochem, 110:95-107 (2026). review

研究者総覧



たけだ かずひこ
竹田 一彦 教授 / TAKEDA Kazuhiko Professor

環境中の**微量物質**、**活性酸素**、**マイクロプラスチック**などの分析方法の確立とそれらの**地球環境**に対する影響評価。主に**分析化学的**アプローチによる手法開発と、**海洋**や**河川**、**大気**などの**フィールド調査**の融合による研究。

I am a professional environmental scientist applying analytical chemistry in the aquatic environments and atmosphere. The current works are focused on photochemistry and their dynamics of 1) microplastics, 2) iodine, 3) reactive oxygen species, and 4) pollutants in environments. We are approaching these themes with laboratory work and fieldwork.

keywords: analytical chemistry, environmental chemistry, microplastics, iodine, reactive oxygen species

1. Migration of terephthalate from scraps of poly(ethylene terephthalate) (PET) in water and artificial seawater. Sci Total Environ 838: Article 156053 (2022)
2. Factors controlling the degradation of hydrogen peroxide in river water, and the role of riverbed sand. Sci Total Environ 716: Article 136971 (2020)
3. The iodide and iodate distribution in the Seto Inland Sea, Japan. Aquat Geochem 23: 315-330 (2017)

研究者総覧



やまだ としひろ
山田 俊弘 教授 / YAMADA Toshihiro Professor

主に、**インドネシア**や**マレーシア**、**ミャンマー**などの**熱帯林**で研究をしています。熱帯林は**生物多様性**が高いことで知られています。私は、どの程度生物多様性が高いのか?、や、なぜ生物多様性が高いのか?について調べています。また、**熱帯域**は**生物多様性の喪失**が大きいことも知られています。**生物多様性を保全**する方策に関する研究も行っていきます。

I mainly study the tropical forests in Indonesia, Malaysia, Myanmar and so on. Tropical forests are known for their mega-biodiversities. At the same time, they are known for a large loss of biodiversity. I am conducting research on measures to conserve tropical biodiversity.

keywords: biodiversity, conservation biology, tropical rain forests

1. The Forest Observation System, building a global reference dataset for remote sensing of forest biomass. Scientific data 6 (2019)
2. TRY plant trait database – enhanced coverage and open access. Global Change Biology (2020)
3. Dynamics of Tree Species Diversity in Unlogged and Selectively Logged Malaysian Forests. Scientific Reports 8:1024 (2018)

研究者総覧



わさき じゅん
和崎 淳 教授 / WASAKI Jun Professor

植物の養分動態に関する研究を行っています。特に資源の枯渇が懸念される**リン**に注目し、リン欠乏で形成される**クラスター根**や**根分泌物**による吸収機構の解明、リン利用効率の改善を目指した研究に取り組んでいます。

Main research topic is plant nutrition (especially phosphorus) and the dynamics in the rhizosphere. Strategies of P mobilization by plants are actively investigated, such as cluster root formation, root exudates, and plant-microbial interactions. We are also trying to apply the strategy on improvement of P use efficiency.

keywords: rhizosphere, phosphorus, root exudates, cluster roots

1. Effects of phosphate solubilizing bacteria on soil phosphorus fractions and supply to maize seedlings grown in Lateritic red earths and Cinnamon soils. Microbes Environ 38: ME22075. (2023)
2. Why can *Palhinhaea cernua* (lycophyte) grow closer to fumaroles in highly acidic solfatara fields? J Plant Res 138: 19-35. (2025)
3. HalALMT1 mediates malate efflux in the cortex of mature cluster rootlets of *Hakea laurina*, occurring naturally in severely phosphorus-im-poverished soil. New Phytol 246:2597-2616. (2025)

研究者総覧



生物資源科学プログラム兼任 (Concurrent post: Bioresource Science)



ヴィレヌーヴ 真澄美 教授 / VILLENEUVE Masumi Professor

界面に注目して熱力学とダイナミクスの観点から生命・環境の研究を行っています。具体的には、**界面張力**測定を主な手法として**脂質膜の相図**を明らかにし、**表面光散乱**を測定して膜のダイナミクスを研究しています。

My research area is colloid and interface science. From materials to biomembranes, what we call soft matter is the subject of my research. Currently, I study the thermodynamics and dynamics of self-assembled monolayers at interfaces and the swelling mechanism of gluten-free, additive-free rice bread.

keywords: colloid, interface, thermodynamics, rheology, surfactants, lipids, starch

- 1.Roles of a-methyl trans-cyclopropane groups in behavior of mixed mycolic acid monolayers/BBA-Biomembrane 1861: 441 (2019)
- 2.Uptake of iron (III)-ethylenediamine-N,N,N',N'-tetraacetic acid complex by phosphatidylcholine lipid film. Part II. Effect of film curvature/ Chem. Phys. Lipids 210: 14 (2018)
- 3.Development of gluten-free rice bread: Pickering stabilization as a possible batter-swelling mechanism/LWT-Food Sci. Tech. 79: 632 (2017)

研究者総覧



岩本 洋子 准教授 / IWAMOTO Yoko Associate Professor

大気中に浮遊する微粒子(**エアロゾル**)の研究を行っています。エアロゾルが地球の**気候**や**物質循環**に与える影響を把握するため、海洋、山岳、都市、郊外などさまざまな場所で**大気観測**を行っています。

We are working on atmospheric aerosols. Aerosol particles can act as nuclei of cloud droplets, or can be a source of nutrients for plants on the sea/land surface. To understand the effects of aerosols on the global climate and biogeochemical cycles, we conduct atmospheric observations in various environments.

keywords: aerosol, climate, cloud, biogeochemical cycles

- 1.An aerosol odyssey: Navigating nutrient flux changes to marine ecosystems. Elementa: Science of the Anthropocene 11:00037 (2023)
- 2.Simultaneous measurement of CCN activity and chemical composition of fine-mode aerosols at Noto Peninsula, Japan, in autumn 2012/ Aerosol Air Qual. Res./2016
- 3.Spatial variation of biogenic and crustal elements in suspended particulate matter from surface waters of the North Pacific and its marginal seas/Progr. Oceanogr./2014

研究者総覧



植木 龍也 准教授 / UEKI Tatsuya Associate Professor

海産動物**ホヤ**類のもつ特異な**バナジウム濃縮**機構に関連するタンパク質・遺伝子の発見、濃縮・還元プロセスの生化学的解明、バナジウム濃縮に関連する**共生細菌**の単離同定など分子・細胞レベルの研究を行っている。

I have been working on molecular biological mechanisms of unique phenomena in marine animals, mainly on the isolation of proteins and genes related to the vanadium accumulation by ascidians, molecular and cell-level research for vanadium accumulation and reduction, and the identification of symbiotic bacteria related to vanadium accumulation.

keywords: vanadium, ascidians, symbiotic bacteria

- 1.Vanadium-binding proteins (vanabins) from a vanadium-rich ascidian *Ascidia sydneiensis samea*. Biochim. Biophys. Acta 1626, 43-50 (2003)
- 2.A novel vanadium transporter of the Nramp family expressed at the vacuole of vanadium-accumulating cells of the ascidian *Ascidia sydneiensis samea*. Biochim. Biophys. Acta 1810, 457-464 (2011)
- 3.Vanadium accumulation and reduction by vanadium-accumulating bacteria isolated from the intestinal contents of *Ciona robusta*. Marine Biotech (2024)

研究者総覧



小林 勇喜 准教授 / KOBAYASHI Yuuki Associate Professor

受容体は細胞膜に発現するのが当たり前?百年以上忘れ去られた**一次繊毛**というオルガネラに発現する**摂食・情動・睡眠**等に関係する受容体に着目し研究を行っています。細胞から個体を通して真の生命現象に迫ります。

Although G protein-coupled receptors (GPCRs) play important roles as receptors that mediate various life phenomena, a detailed understanding of their functions is limited. My main recent research topic is the analysis of GPCRs localized in primary cilia. We are aiming for a breakthrough in the field of neuroscience.

keywords: GPCR, primary cilia, endocrinology, neuroscience

- 1.Properties of primary cilia in melanin-concentrating hormone receptor 1-bearing hippocampal neurons in vivo and in vitro. Neurochem Int 142 : 104902. (2021)
- 2.New perspectives on GPCRs: GPCR heterodimer formation (melanocortin receptor) and GPCR on primary cilia (melanin concentrating hormone receptor). Gen Comp Endocrinol 293 : 114474. (2020)
- 3.Characterization of functional primary cilia in human induced pluripotent stem cell-derived neurons. Neurochem Res 44 : 1736-1744. (2019)

研究者総覧





さいとう みつよ
齋藤 光代 准教授 / SAITO Mitsuyo Associate Professor

地下水や河川水の流出が沿岸域の栄養塩循環や藻場(ブルーカーボン)などの生態系へ及ぼす影響について、現地での調査・モニタリング結果に基づく解析や評価を行なっている。

We analyze and evaluate the impact of groundwater and river water discharge on the coastal nutrient cycle and ecosystems such as seagrass/seaweed beds (blue carbon) based on field surveys and monitoring.

keywords: submarine groundwater discharge (SGD), river, nutrient, blue carbon

- 1.Assessment of nitrogen budget in detailed spatial pattern using high precision modeling approach with constructed accurate agricultural behavior. *Sci Total Env* 912:169631 (2023)
- 2.Evaluation of the spatial distribution of submarine groundwater discharge in a small island scale using the 222Rn tracer method and comparative modeling. *Mar Chem* 209:25-35 (2019)
- 3.Nitrogen dynamics in a highly urbanized coastal area of western Japan: impact of sewage-derived loads. *Prog Earth Planet Sci* 5:17 (2018)

研究者総覧



つちや あきお
土谷 彰男 准教授 / TSUCHIYA Akio Associate Professor

アマゾンの土地利用変化と地表面熱収支。林分の幹内蒸散流と牧場の蒸発散量。天然林とプランテーション林の分光放射特性。アマゾンの開発と環境。アマゾン生物圏大気圏大規模実験計画の研究誌。

Land use changes and heat balance components. Sap flow of *capoeira* and evapotranspiration over a pasture. Irradiance under a primary forest and an agricultural forest. Historical changes in Amazonian environments and the roles of Large-scale Biosphere-Atmosphere experiments in Amazonia (LBA).

keywords: Amazon, Amazonia, environment, ambiente

- 1.Differences in irradiance characteristics between *Syzygium malaccense* and *Magnifera indica* caused by their tree forms. *Eco-habitat* 27 (1): 65-74. (2021).
- 2.Short-term responses of tree growth rings in natural gaps for forest management. In: F.M.B. Romero, R.B. Castro & J.C.R. Tello (eds), *Estudos dendrológicos e ecológicos na Amazônia: oportunidades e experiências*, 66-86. INPA, Manaus, Brazil. (2022)
3. ブラジルとアマゾン 収奪の歴史から持続可能な開発の時代へ。土谷彰男, 田中晃. デザインエッグ, 253p. (2023).

研究者総覧



なかばやし みやび
中林 雅 准教授 / NAKABAYASHI Miyabi Associate Professor

野外調査によって、おもに哺乳類の生態や行動を研究しています。送粉や種子散布など、植物と動物の相互作用にも着目しています。

We study the ecology and behavior of animals, mainly mammals, through field work. We also focus on plant-animal interactions such as seed dispersal and pollination.

keywords: mammal, ecology, behavior, field work

- 1.Temporal activity patterns suggesting niche partitioning of sympatric carnivores in Borneo, Malaysia. *Sci Rep* 11: 19819 (2021)
- 2.Limited directed seed dispersal in the canopy as one of the determinants of the low hemi-epiphytic figs' recruitments in Bornean rainforests. *PLOS ONE*: pone.0217590 (2019)
- 3.Horizontal habitat preference of three sympatric Paradoxurinae civet species in a small area in Sabah, Malaysian Borneo. *Eur J Wildl Res* 63: 2 (2017)

研究者総覧



ねひら たつお
根平 達夫 准教授 / NEHIRA Tatsuo Associate Professor

有機合成化学と構造有機化学を基盤に、生命科学への貢献を目指している。酵素を機能特異的に認識する蛍光プローブの合成、円二色性を利用した分子の立体構造解析、天然有機化合物の構造解析をしている。

Life science is explored by organic chemistry, specifically, organic synthesis and organic structure analysis. Synthesis of useful probes, chirality analysis by circular dichroism, and structure elucidation of natural products are conducted.

keywords: organic synthesis, structural organic chemistry, natural product chemistry, circular dichroism

- 1.Development of a Universal Ellipsoidal Mirror Device for Fluorescence Detected Circular Dichroism (FDCD) – Elimination of Polarization Artifacts, *Appl Spectr* 59: 121-125 (2005)
- 2.A sensitive method based on fluorescence-detected circular dichroism for protein local structure analysis, *Anal Biochem* 430: 179-184 (2012)
- 3.Natural Dolapyrrolidone: Isolation and Absolute Stereochemistry of a Substructure of Bioactive Peptides, *Chirality* 32: 1152-1159 (2020)

研究者総覧





ひこさか あきら

彦坂 暁 准教授 / HIKOSAKA Akira Associate Professor

無腸動物を用いて動物の初期進化、個体発生の進化、藻類との共生進化、等を研究している。同時に瀬戸内海産の無腸動物ナйкаイムチョウウズムシを実験に使いやすくするための基盤整備も進めている。

We are studying the early evolution of animals, the evolution of ontogeny, and the evolution of endosymbiosis with microalgae using an acoeel flatworm, *Praesagittifera naikaiensis*, living in the Seto Inland Sea.

keywords: Acoela, evolution, endosymbiosis, Seto Inland Sea, *Praesagittifera naikaiensis*

1. Symbiotic Algae of Acoel Species in the Seto Inland Sea and Symbiont Selectivity in the Hosts. *Zool Sci* 41:351–362 (2024)
2. Geographical Distribution and Genetic Diversity of *Praesagittifera naikaiensis* (Acoelomorpha) in the Seto Inland Sea, Japan. *Zool Sci* 37:314–322 (2020)
3. Genome evolution in the allotetraploid frog *Xenopus laevis*. *Nature* 538:336–343 (2016)

研究者総覧



生命医科学プログラム兼任 (Concurrent post: Biomedical Science)



わたなべ ちほ

渡邊 千穂 准教授 / WATANABE Chiho Associate Professor

生命や疾患を物質特性や普遍的構造から解明するため、人工生体膜や高分子液滴などのin vitro細胞モデルを活用した研究に取り組んでいます。

By focusing on the material properties and universal structures underlying life and disease, I use in vitro biomimetic models, such as artificial lipid membranes and polymer droplets. My research interests includes how lipid composition and membrane structure affect interactions with neurodegenerative disease-associated factors.

keywords: lipid membrane, macromolecular crowding, polymer solutions, liposomes, emulsions

1. Cell-Sized Confinement Initiates Phase Separation of Polymer Blends and Promotes Fractionation upon Competitive Membrane Wetting. *ACS Materials Letters* 4(9): 1742–1748 (2022)
2. Evaporation Patterns of Dextran–Poly (Ethylene Glycol) Droplets with Changes in Wettability and Compatibility. *Life* 12(3): 373 (2022)
3. On the possible structural role of single chain sphingolipids Sphingosine and Sphingosine 1-phosphate in the amyloid- β peptide interactions with membranes. Consequences for Alzheimer's disease development. *Colloids Surf. A* 510: 317–327 (2016)

研究者総覧



とだ もとむ

戸田 求 講師 / TODA Motomu Associate Professor or Lecturer

主要研究課題: 森林生態系を対象としたエネルギー・炭素循環 **研究手法:** 野外観測、数値モデルシミュレーション、デジタル画像解析など **近年の研究課題:** (a) 気候変動に関連する自然攪乱からの生態系応答 (b) 老齢林の高い炭素吸収量を生み出すメカニズム解明 (c) デジタル画像処理を駆使した森林生態系の機能・構造評価

My research interests are biosphere-atmosphere interaction, carbon and water cycle in terrestrial ecosystems, Digital visualisation of canopy structure, near-surface remote sensing operations and process-based ecosystem modeling.

keywords: terrestrial carbon cycle, macro- and micro-climates, atmosphere–forest dynamics modeling, climate change

1. A Bayesian framework to evaluate parameter and predictive inference of a simple soil respiration model in a temperate forest in western Japan. *Ecological Modelling* (2020)
2. Estimation of plant area index and phenological transition dates from digital repeat photography and radiometric approaches in a hardwood forest in the Northeastern United States. *Agricultural and Forest Meteorology* (2017)
3. Single level turbulence measurements to determine roughness parameters of complex terrain. *Journal of Geophysical Research (Atmosphere)* (2003)

研究者総覧



かつやま ちえ

勝山 千恵 助教 / KATSUYAMA Chie Assistant Professor

土壤微生物による物質動態に関する研究: 菌根菌、その内生細菌、植物病原菌およびこれら真菌の菌糸周辺土壌微生物を対象に、安定同位体トレーサー法により物質交換・移動機構と生物間相互作用の解明を目指しています。

My research themes are element cycles and dynamics caused by soil microorganisms. I am trying to elucidate the interactions between soil microorganisms, such as a mycorrhizal fungus, endobacteria, a fungal pathogen, and soil bacteria and fungi around fungal hyphae (hyphosphere), by using stable isotope tracers and microbial ecological methods.

keywords: soil microorganisms, white root rot fungal pathogen, mycorrhiza, endobacteria, hyphosphere, element cycle, stable isotope tracer, gas chromatography/mass spectrometry (GC/MS), microbial ecology

1. Overview of recent researches on nitrifying microorganisms in soil. *Soil Sci Plant Nutr* 67: 619–632. (2021)
2. Occurrence and potential activity of denitrifiers and methanogens in groundwater at 140 m depth in Pliocene diatomaceous mudstone of northern Japan. *FEMS Microbiol Ecol* 86: 532–543. (2013)
3. Allocation of carbon from an arbuscular mycorrhizal fungus, *Gigaspora margarita*, to its gram-negative and positive endobacteria revealed by high-resolution secondary ion mass spectrometry. *Microorganisms* 9: 2597. (2021)

研究者総覧





たご たつや
多胡 辰哉 助教 / TAGO Tatsuya Assistant Professor

ヒト培養細胞を用いて細胞内の膜タンパク質の輸送機構を研究しています。ライブイメージングによる膜タンパク質の動態解析を中心に、ゴルジ体における選別の分子機構の解明を目指しています。

We study the mechanisms of intracellular transport of transmembrane proteins. To understand how proteins are sorted in the Golgi apparatus, I use live imaging to analyze the dynamics of proteins in the Golgi apparatus.

keywords: cell biology, Intracellular transport, Golgi stacks, cisternae, Trans Golgi Network (TGN)

1. RudLOV is an optically synchronized cargo transport method reveals unexpected effect of dynasore. *EMBO reports*, 26 (3): 613-634 (2025)
2. Golgi clustering by the deficiency of COPI-SNARE in *Drosophila* photoreceptors. *Front Cell Dev Biol.*, 12:1442198 (2024)
3. Cell-wide arrangement of Golgi/RE units depends on the microtubule organization. *Cell Struct Funct.*, 49 (2):101-110 (2024)

研究者総覧



なかがわ なおき
中川 直樹 助教 / NAKAGAWA Naoki Assistant Professor


植物のミトコンドリア機能が変化した変異体と植物成長調節剤を用い、これまでミトコンドリアとの関連が見落とされていた様々な形質とミトコンドリアの関連を明らかにし、役立てることを目標にしている。

Using mutants with altered plant mitochondrial function and plant growth regulators, we aim to clarify the relationships between mitochondria and various traits that have been overlooked.

keywords: plant hormone

1. The putative peptide gene FEP1 regulates iron deficiency response in *Arabidopsis*. *Plant Cell Physiol.* 59: 1739-52 (2018).
2. Sugar treatment inhibits IAA-induced expression of endo-1,3:1,4- β -glucanase EI transcripts in barley coleoptile segments *Physiol. Planta.* 139: 413-420 (2010).
3. A mutation in *At-nMat1a*, which encodes a nuclear gene having high similarity to group II intron maturase, causes impaired splicing of mitochondrial NAD4 transcript and altered carbon metabolism in *Arabidopsis thaliana*. *Plant Cell Physiol.* 47: 772 - 83 (2006).

研究者総覧



はまもと あきえ
濱本 明恵 助教 / HAMAMOTO Akie Assistant Professor

長年、受容体は細胞膜に局在すると考えられてきました。私は、近年報告された一次繊毛や繊毛由来の細胞外分泌小胞など特殊な場に局在する受容体に注目し、摂食・情動に関わる新しい情報伝達機構の解明を目指します。

Receptors were long believed to localize only on the cell membrane. I am now focusing on receptors found in specialized sites like primary cilia and cilia-derived extracellular vesicles, aiming to uncover novel signaling mechanisms related to feeding and emotion.

keywords: Neuroscience, Biochemistry, G protein-coupled receptors, Intracellular signaling, Primary cilia

1. Correlation between persistent changes in ciliary dynamics in the FrA and depressive-like behavior. *Biochem Biophys Res Commun* 762: 151767 (2025)
2. Modulation of primary cilia length by melanin-concentrating hormone receptor 1. *Cell Signal* 28: 572-584 (2016)
3. The high content of ent-11 α -hydroxy-15-oxo-kaur-16-en-19-oic acid in *Adenostemma lavenia* (L.) O. kuntze leaf extract: with preliminary in vivo assays. *Foods* 9: 73 (2020)

研究者総覧



やまだ ひろつな
山田 大綱 特任助教 / YAMADA Hirotsumi Assistant Professor (Special Appointment)

一部の植物は、ブラシ状の根「クラスター根」を形成し、土壌中の栄養(特にリン)の獲得に長けています。クラスター根の特殊な形態及び高い生理機能に着目し、どのように栄養吸収の拡大を行っているか研究しています。

Special bottle-brush like root system "cluster roots" have a distinct function for phosphorus (P) mining in the soil, allowing the plants thrive in extremely P-poor soils. I study how these plants regulate the cluster-root formation and enhance this physiological activity to maximize P acquisition.

keywords: Cluster root, *Lupinus albus* L., malate, Proteaceae, root exudates

1. Divergent phosphorus-mining strategies in simple and compound cluster roots in extremely phosphorus-impooverished soils in southwest Australia. *Plant Cell Environ.* 49 (4): 1833-1847 (2026)
2. HalALMT1 mediates malate efflux in the cortex of mature cluster rootlets of *Hakea laurina*, occurring naturally in severely phosphorus-impooverished soil. *New Phytol* 246:2597-2616. (2025)
3. Ethylene works as a possible regulator for the rootlet elongation and transcription of genes for phosphorus acquisition in cluster roots of *Lupinus albus* L. *Soil Sci. Plant Nutr.* 68 (3): 383-392 (2022)

研究者総覧



基礎生物学プログラム | 教員紹介

Program of Basic Biology



おぎの はじめ
荻野 肇 教授 / OGINO Hajime Professor

生命医科学プログラム兼任 (Concurrent post: Biomedical Science)

専門は発生生物学、ゲノム進化学。ツメガエル、ナメクジウオ、ニワトリ、哺乳類培養細胞等を用いて、転写制御・エピジェネティクスの側面から、脳・感覚器の発生や再生、進化の分子機構を研究しています。

My main research areas are developmental biology and evolutionary genomics. Using clawed frogs (*Xenopus*), lancelet, chicken, and mammalian culture cells, I am investigating molecular mechanisms of development, regeneration, and evolution of the brain and sensory organs with a focus on transcriptional and epigenetic gene regulation.

keywords: development, regeneration, evolution, genome, transcriptional regulation, epigenetics, brain, eye, *Xenopus*

- 1.Genome evolution in the allotetraploid frog *Xenopus laevis*. *Nature*, 538: 336-343 (2016)
- 2.Evolution of a tissue-specific silencer underlies divergence in the expression of *pax2* and *pax8* paralogues. *Nature Communications* 3: 848 (2012)
- 3.The genome of the western clawed frog *Xenopus tropicalis*. *Science* 328: 633-636 (2010).

研究者総覧



きくち ゆたか
菊池 裕 教授 / KIKUCHI Yutaka Professor

生命医科学プログラム兼任 (Concurrent post: Biomedical Science)

生命科学の課題(器官形成・がん生物学)に対して、ヒト・マウスの生体内・生体外モデルを実験系として用いると共に、画像・オミックス解析や人工知能(AI)を積極的に活用して研究を行っている。

I am studying the following biological questions: “How do tissues and organs form and mature (development)?” and “How do failure of tissues and organs occur (carcinogenesis)?”. My research goal is understanding the common mechanisms and systems underlying these biological phenomena by using bioimage informatics and machine learning.

keywords: bioimage informatics, medical image, cancer, machine learning

- 1.Leucine/glutamine and v-ATPase/lysosomal acidification via mTORC1 activation are required for position-dependent regeneration. *Scientific Reports* (2018).
- 2.Nuclear movement regulated by non-Smad Nodal signaling via JNK is associated with Smad signal transduction during zebrafish endoderm specification. *Development* (2017).
- 3.Nipbl and mediator cooperatively regulate gene expression to control limb development. *PLOS Genetics* (2014).

研究者総覧



くさば まこと
草場 信 教授 / KUSABA Makoto Professor

二倍体野生ギク・キクタニギクの純系系統を同質六倍体の栽培ギク対するモデル系統として開発し、分子遺伝学的な研究を行っています。また、シロイヌナズナなどを用いて葉老化の制御の分子機構を研究しています。

My research centers around the molecular genetic study of higher plants. I have two projects: (i) Molecular analysis of leaf senescence using the model plant *Arabidopsis thaliana*; (ii) Analysis of natural variation in the genus *Chrysanthemum* using a model strain as a reference, the whole genome sequence of which we determined recently.

keywords: molecular genetics, *Arabidopsis*, *Chrysanthemum*, leaf senescence

- 1.Genetic analysis of chlorophyll synthesis and degradation regulated by BALANCE of CHLOROPHYLL METABOLISM/*Plant Physiol.*/189:431-444(2022)
- 2.A chromosome-level genome sequence of *Chrysanthemum seticuspe*, a model species for hexaploid cultivated chrysanthemum /*Commun. Biol.* /4:1167(2021)
- 3.Mendel's green cotyledon gene encodes a positive regulator of the chlorophyll-degrading pathway/*Proc. Natl. Acad. Sci. USA*/104: 14169-14174 (2007)

研究者総覧





しまむら まさき
嶋村 正樹 教授 / SHIMAMURA Masaki Professor

コケ植物について系統分類学・生態学・形態学・細胞生物学などの視点で研究を行っています。コケ植物の紡錘体形成様式の多様性に注目し、**陸上植物の細胞分裂機構の進化**についての研究も行っていきます。

We are conducting research on bryophytes from the perspectives of taxonomy, ecology, morphology, and cell biology. Focusing on the diversity of mitotic spindle formation, we are also conducting research on the evolution of cell division mechanisms in land plants.

keywords: bryophytes, *Marchantia*, hornworts, cell division, cytoskeleton, evolution

1. Anthoceros genomes illuminate the origin of land plants and the unique biology of hornworts. *Nature Plants* 6: 259–272. (2020)
2. *Marchantia polymorpha*; Taxonomy, phylogeny and morphology of a model system. *Plant Cell Physiol.* 57:230–256. (2016)
3. γ -Tubulin in basal land plants: characterization, localization, and implication in the evolution of acentriolar microtubule organizing centers. *Plant Cell* 16: 45–59. (2004)

研究者総覧



ひらかわ ゆうき
平川 有宇樹 教授 / HIRAKAWA Yuki Professor


植物の成長と発生に興味を持ち、**ゼニゴケ**などのモデル生物を対象とした**ペプチドホルモン**や**転写因子**の解析を通して、**分裂組織**や**無性芽**の幹細胞動態を調節するメカニズムを研究しています。

My research focuses on plant developmental mechanisms, particularly stem cell dynamics in the meristem. Using *Marchantia polymorpha* as a model, I study the mechanisms of action of peptide hormones and transcription factors to elucidate the molecular basis of plant growth and asexual reproduction.

keywords: molecular genetics, bioimaging, *Marchantia*, meristem, asexual reproduction, stem cell

1. Initiation of asexual reproduction by the AP2/ERF gene GEMMIFER in *Marchantia polymorpha*. *Curr Biol* 36:2413–2423 (2026)
2. Control of stem cell behavior by CLE-JINGASA signaling in the shoot apical meristem in *Marchantia polymorpha*. *Curr Biol* 33:5121–5131 (2023)
3. Evolution of meristem zonation by CLE gene duplication in land plants. *Nat Plants* 8:735–740 (2022)

研究者総覧



いがわ たけし
井川 武 准教授 / IGAWA Takeshi Associate Professor

生命医科学プログラム兼任 (Concurrent post: Biomedical Science)

多様な生態を持つ**両生類**を対象に**適応進化**をもたらす**遺伝子機能**と**ゲノム変異**に興味がある。モデル生物であるツメガエル類と野生種の利点を生かし、**次世代シーケンサー**などの先端的ツールを用いて研究を進めている。

My interests are gene function and genome differentiation of amphibian species which have diversified ecology. I am studying genome evolution and adaptation on both models (clawed frogs in the genus *Xenopus*) and non-model amphibians by ecology and genomics.

keywords: amphibian, molecular evolution, genome evolution, whole genome sequencing, population genetics

1. Fine-scale demographic processes resulting from multiple overseas colonization events of the Japanese stream tree frog, *Buergeria japonica*. *J Biogeogr* 44: 1586–1597 (2017)
2. Inbreeding ratio and genetic relationships among strains of the Western clawed frog, *Xenopus tropicalis*. *PLoS One* 10: e0133963 (2015)
3. Population structure and landscape genetics of two endangered frog species of genus *Odorrana*: different scenarios on two islands. *Hereditas* 106: 131–137 (2013)

研究者総覧



すずき あつし
鈴木 厚 准教授 / SUZUKI Atsushi Associate Professor

私たちの体の形づくりの基本となる中胚葉・神経組織の形成機構、および幹細胞の形成・維持や組織再生の機構を調べています。**誘導因子シグナル**に着目して、動物の**発生・再生現象**を解明することを目指しています。

We are studying the molecular mechanisms for mesodermal and neural development in the body axis formation of vertebrates and for the regulation of stem cells and tissue regeneration. We are particularly interested in the roles of cell signaling mediated by growth factors and downstream transcription factors.

keywords: induction and patterning of mesoderm and neural tissue, tissue regeneration, inducing factors, growth factor signaling

1. Coordinated regulation of the dorsal-ventral and anterior-posterior patterning of *Xenopus* embryos by the BTB/POZ zinc finger protein Zbtb14. *Dev Growth Differ* 60:158–173. (2018)
2. Cdc2-like kinase 2 (Clk2) promotes early neural development in *Xenopus* embryos. *Dev Growth Differ* 61: 365–377. (2019)
3. Injury-induced cooperation of Inhibin β A and JunB is essential for cell proliferation in *Xenopus* tadpole tail regeneration. *Sci Rep* 14: 3679. (2024)

研究者総覧





たかはし はるこ

高橋 治子 准教授 / TAKAHASHI Haruko Associate Professor

生体外 (*in vitro*) で「**3次元的ながん組織**」を再構築・**モデル化**し、画像やオミックスデータを合わせた統合的な解析により、**がん悪性化の分子メカニズムの解明や、創薬・診断ツール**などへの応用を目指す。

By reconstructing and modeling "three-dimensional (3D) cancer tissues" *in vitro*, I aim to understand the molecular mechanisms of cancer malignancy and develop drug discovery or diagnostic tools through integrated analysis combining images and omics data.

keywords: *in vitro*, 3D, cancer, modeling

1. Amphiphilic polymer therapeutics: An alternative platform in the fight against antibiotic resistant bacteria, *Biomater. Sci.*, 9: 2758–2767 (2021)
2. Anticancer polymers designed for killing dormant prostate cancer cells, *Sci. Rep.*, 9: 1096 (2019)
3. Visualizing dynamics of angiogenic sprouting from a three-dimensional microvasculature model using stage-top optical coherence tomography, *Sci. Rep.*, 7: 42426 (2017)

研究者総覧



たがわ くにふみ

田川 訓史 准教授 / TAGAWA Kunifumi Associate Professor

半索動物**ヒメギボシムシ**や珍無腸動物**ナイカイトウウズムシ**の発生・再生・進化に関する研究。分子生物学的・ゲノム科学的手法を用いて他の動物群と比較解析し、**脊索動物や左右相称動物の起源や進化**に迫りたい。

I have been conducting the research on development, regeneration, and evolution of the marine invertebrate deuterostome, an eneteropneust hemichordate, *Ptychodera flava*, and an acoel flatworm, *Praesagittifera naikaiensis*. I would like to approach the origin and evolution of chordates and bilaterians by comparative analyses using molecular, biological and genome scientific techniques.

keywords: hemichordate, acoel flatworm, Evo-Devo, regeneration, comparative analyses

1. Ancestral Stem Cell Reprogramming Genes Active in Hemichordate Regeneration. *Front Ecol Evol.* 10:769433. doi:10.3389/fevo.2022.769433 (2022).
2. Hemichordate modles, *Curr. Opin. Genet. Dev.* 39:71-78 (2016).
3. Hemichordate genomes and deuterostome origins, *Nature* 527 (7579) 459-465 (2015).

研究者総覧



つぼた ひろみ

坪田 博美 准教授 / TSUBOTA Hiromi Associate Professor

植物の**系統・分類**および瀬戸内海沿岸地域の**植物相・植生**、**隔離環境**下で起こる現象に関する研究を行っている。とくに**世界遺産宮島の植物相や植生とその遷移**、**植物食動物の影響**、**保全や移入種**の対策等を研究している。

My research focuses on plant systematics based on molecular phylogeny, flora and vegetation of coastal areas of the Seto Inland Sea, Japan, and phenomena occurring in isolated environments, in particular, on Miyajima Island which is registered as a World Heritage Site, its conservation and impact of phytophagous animals and invasive plants.

keywords: bryophytes, algae, lichen, cryptogams, sea grasses, phytosociology, molecular phylogeny, phytogeography, phenology, allelopathy

1. The colonial legacy of herbaria. *Nat. Hum. Behav.* 7: 1059–1068. (2023) <https://doi.org/10.1038/s41562-023-01616-7>
2. Systematics of the family Pottiaceae (Bryophyta) with special reference to the familial and subfamilial circumscriptions. *Hikobia* 17: 117-129. (2016)
3. On the systematic position of the genus *Timmia* (Dicranidae, Bryopsida) and its allied genera, with the description of a new family Timmiaceae. *Phytotaxa* 181: 151–162. (2014)

研究者総覧



はまお

濱生 こずえ 准教授 / HAMAO Kozue Associate Professor

細胞骨格の細胞内機能に注目して研究を行っている。**細胞質分裂中のDAPK3**による**収縮環収縮**の機構を明らかにした。また、**変異ダイナミン**による**微小管制御異常**を介した**神経障害**の機構についても研究している。

I am focusing on the intracellular function of the cytoskeleton. I elucidated the roles of DAPK3 in the regulation of a contractile ring during cytokinesis. I am also studying the abnormal regulation of microtubules by dynamin-2 mutations to understand the mechanism of neuropathy.

keywords: cytoskeleton, cytokinesis, DAPK3, dynamin, microtubules, neuropathy

1. Impairment of cytokinesis by cancer-associated DAPK3 mutations. *Biochem Biophys Res Commun.* 533:1095-1101 (2020)
2. ZIP kinase phosphorylated and activated by Rho kinase/ROCK contributes to cytokinesis in mammalian cultured cells. *Exp Cell Res.* 386:111707. (2020)
3. Phosphorylation of myosin II regulatory light chain by ZIP kinase is responsible for cleavage furrow ingression during cell division in mammalian cultured cells. *Biochem Biophys Res Commun.* 459:686-691. (2015)

研究者総覧





ふかざわ じゅたろう

深澤 寿太郎 准教授 / FUKAZAWA Jutarou Associate Professor

植物ホルモンの信号伝達機構の解析:複数の植物ホルモンによるクロストークが遺伝子発現調節を介して、発芽、伸長成長、花成を制御し、環境に応答するしくみを分子生物学、遺伝学、生化学的手法を用いて研究しています。

Study of signal transduction and biosynthesis of plant hormones using molecular biology, genetics, and biochemical techniques, we study how crosstalk between multiple plant hormones regulates germination, elongation growth, and flowering through the regulation of gene expression and response to the environment.

keywords: plant hormone, gibberellin, signal transduction, transcription factor, flowering, germination, Arabidopsis

1. Jasmonate inhibits plant growth and reduces gibberellin levels via microRNA5998 and transcription factor MYC2 in Arabidopsis. *Plant Physiol.* 193: 2197-2214 (2023)
2. DELLA degradation by gibberellin promotes flowering via GAF1-TPR-dependent repression of floral repressors in Arabidopsis. *Plant Cell* 33: 2258-2272 (2021)
3. DELLAs function as coactivators of GAI ASSOCIATED FACTOR1 in regulation of GA homeostasis and signaling in Arabidopsis. *Plant Cell* 26: 2920-2938 (2014)

研究者総覧



もりぐち かずき

守口 和基 講師 / MORIGUCHI Kazuki Associate Professor or Lecturer

細菌の四型分泌系による遺伝子の水平伝播を解析し、移行を促進することによる遺伝子導入法としての応用と、移行を阻害することによる抗生物質耐性遺伝子等の拡散防止法としての応用を目指している。

Our group is working on an analysis of horizontal gene transfer mediated by type-4 secretion system in bacteria. Through the analysis, we aim to apply it as a gene introduction tool by promoting the transfer, and as a prevention method of the spread of antibiotic resistance genes by blocking it.

keywords: horizontal gene transfer (HGT), type-4 secretion system (T4SS), gene introduction tool, antibiotics resistance gene

1. Targeting Antibiotic Resistance Genes Is a Better Approach to Block Acquisition of Antibiotic Resistance Than Blocking Conjugal Transfer by Recipient Cells: A Genome-Wide Screening in Escherichia coli/Front. Microbiol./2020
2. Trans-Kingdom Horizontal DNA Transfer from Bacteria to Yeast Is Highly Plastic Due to Natural Polymorphisms in Auxilliary Nonessential Recipient Genes/PLoS ONE/2013
3. The complete nucleotide sequence of a plant root-inducing (Ri) plasmid indicates its chimeric structure and evolutionary relationship between tumor-inducing (Ti) and symbiotic (Sym) plasmids in rhizobiaceae/J. Mol. Biol./2001

研究者総覧



ありもと あすか

有本 飛鳥 助教 / ARIMOTO Asuka Assistant Professor

生物の形態形成に関わる分子機構の進化や多様性を理解するため、次世代シーケンス技術を駆使して海産無脊椎動物や藻類など様々な生物の全ゲノム解読やゲノムワイド解析に取り組んでいる。

My current area of interest is comparative genomics among various marine organisms. I focus on differences and/or similarities of the molecular mechanisms associated with morphogenesis. Omics approaches including genome decoding help our comprehensive understanding of the evolution of the mechanisms.

keywords: comparative genomics, genome assembly, development, evolution

1. A siphonous macroalgal genome suggests convergent functions of homeobox genes in algae and land plants / DNA Res 26:183-192 / 2019
2. A draft genome assembly of the acoel flatworm *Praesagittifera naikaiensis* / GigaScience 8:1-8/ 2019
3. A draft genome of the brown alga, *Cladosiphon okamuranus*, S-strain: a platform for future studies of 'mozuku' biology / DNA Res 23:561-570 / 2016

研究者総覧



たざわ いちろう

田澤 一郎 助教 / TAZAWA Ichiro Assistant Professor

変態は動物界に広く見られる生命現象です。私は両生類をモデルとして、変態の仕組みとその進化について研究しています。とりわけ、四肢形成の過程に強い関心を持っています。

Metamorphosis is a biological phenomenon widely observed throughout the animal kingdom. Using amphibians as my model organisms, I am researching the mechanisms of metamorphosis and its evolution. In particular, I am intensely interested in limb formation.

keywords: amphibian, metamorphosis, limb formation, fish-to-amphibian

1. Effects of Thyroid Hormone Receptor α Gene Knockout on Hindlimb and Intestinal Development in Pre-Metamorphic *Xenopus tropicalis* Larvae. *Dev Growth Differ* 68:e70043. (2026)
2. Expression of hox Genes and Genes Related to Limb Development During the Homeotic Transformation of Tails Into Limbs Induced by Vitamin A in the Anuran *Rana ornativentris*. *Dev Growth Differ* 67:446-454. (2025)
3. Osteological and histological comparison of the development of the interphalangeal intercalary skeletal element between hyloid and ranoid anurans. *Dev Growth Differ* 65:100-108. (2023)

研究者総覧





とよくら こういち

豊倉 浩一 助教 / TOYOKURA Koichi Assistant Professor

アブラナ科やキク科の植物を用いて、発生・形態形成の多様化の分子遺伝学的なしくみを解明する研究を進めている。

The molecular mechanisms that underlie the variation in plant morphogenesis, with a particular focus on the Brassicaceae and Asteraceae families.

keywords: plant morphogenesis, variation, molecular genetics

1. Cell-by-cell dissection of phloem development links a maturation gradient to cell specialization., *Science* 374: eaba5531 (2021)
2. Lateral Inhibition by a Peptide Hormone-Receptor Cascade during Arabidopsis Lateral Root Founder Cell Formation., *Dev. Cell* 48: 64-75 (2019)
3. Mutations in Plastidial 5-Aminolevulinic Acid Biosynthesis Genes Suppress a Pleiotropic Defect in Shoot Development of a Mitochondrial GABA Shunt Mutant in Arabidopsis., *Plant Cell Physiol.* 56: 1229-38 (2015)

研究者総覧



なかじま けいすけ

中島 圭介 助教 / NAKAJIMA Keisuke Assistant Professor

変態は殆どの動物門で見られる大規模な形態変化であり、生息範囲の拡大、繁殖機会の増大などに役立つ。動物にとって普遍的かつ優れた生存戦略である変態を、両生類の尾の消失を材料に分子レベルで明らかにする。

I am studying the mechanisms of amphibian metamorphosis. Metamorphosis is induced by the thyroid hormone. There are two receptors for thyroid hormone, and I have an interest in the differences of their roles and functions. I want to uncover the molecular mechanisms of metamorphosis, especially about tail regression.

keywords: metamorphosis, thyroid hormone, thyroid hormone receptor, tail regression, amphibian, *Xenopus tropicalis*, gene knockout, CRISPR/Cas9, TALEN

1. Comprehensive RNA-Seq analysis of notochord-enriched genes induced during *Xenopus tropicalis* tail resorption/*Gen. Com. Endocrinol.* 287: 113349 (2020)
2. Thyroid Hormone Receptor α - and β -Knockout *Xenopus tropicalis* Tadpoles Reveal Subtype-Specific Roles During Development/*Endocrinol.* 159: 733-743. (2018)
3. Dual Mechanisms Governing Muscle Cell Death in Tadpole Tail During Amphibian Metamorphosis. *Dev. Dyn.* 227: 246-255 (2003)

研究者総覧



のぶさわ たかし

信澤 岳 助教 / NOBUSAWA Takashi Assistant Professor

主に植物の発生制御機構について、モデル植物シロイヌナズナを用いた分子生理学的手法から研究している。植物脂質科学の視点を加えた研究や、ソテツなど非モデル植物を対象にした研究にも取り組んでいる。

I have been studying the regulatory mechanisms that control plant development (especially organ formation and senescence) using a model plant, *Arabidopsis*. In addition, I also study plant physiology from the point of view of lipid metabolism.

keywords: plant development, lipid metabolism

1. Structural Coloration and Epicuticular Wax Properties of the Distinctive Glaucescent Leaves of *Encephalartos horridus*. *J Exp Bot.* (2025)
2. The WSD-type wax ester synthase is widely conserved in streptophytes and crucial for floral organ formation under high humidity in land plants. *J Plant Res.* 138:497-509. (2025)
3. Extracellular function of Arabidopsis HOOKLESS1 regulates pleiotropic developmental processes in a non-cell-autonomous manner. *New Phytol.* 246:616-630. (2025)

研究者総覧



はなだ ひでき

花田 秀樹 助教 / HANADA Hideki Assistant Professor

研究目的は二つ、一つは長期間培養でき、生体レベルと同等の感度を持つ両生類心臓の器官培養法の開発を行うこと、もう一つは培養心臓に対する様々な化学物質の反応を調べるための、新しいアッセイ系の開発です。

My research objective is to develop two methods: One is to develop long-term-culturable amphibian organ hearts with high-sensitivity similar to biological level, and the other is new testing technique-development for investigating reaction of various chemicals to the cultured organ heart.

keywords: heart-organ-culture, amphibian, testing technique-development

1. Cyclosporin A inhibits thyroid hormone-induced shortening of the tadpole tail through membrane permeability transition, *COMPARATIVE BIOCHEMISTRY AND PHYSIOLOGY B-BIOCHEMISTRY & MOLECULAR BIOLOGY*, 135, pp. 473-483. (2003)
2. Do reactive oxygen species underlie the mechanism of apoptosis in the tadpole tail?, *Free Radical Biology and Medicine*, 23, pp. 294-301. (1997)
3. Phenolic antioxidant 2,6-di-tert-butyl-p-cresol (vitamin E synthetic analogue) does not inhibit 1,1'-dimethyl-4,4'-bipyridium dichloride (paraquat)-induced structural chromosomal damage in cultured leukocytes of the dark-spotted-frog *Pelophylax (Rana) nigromaculatus*, *HEREDITAS*, 149, pp. 173-177. (2012)

研究者総覧



数理生命科学プログラム | 教員紹介

Program of Mathematical and Life Sciences



い い ま まこと
飯間 信 教授 / IIMA Makoto Professor

生物の飛翔や遊泳、集団運動等を生物流体力学や非線形数理の手法により解析することで生命活動の秘密に迫り、また生物運動の素晴らしい機能を抽出して数理科学的な意味を探り、応用に貢献することを目指しています。

We study bio-fluid mechanics and related problems such as flight and swimming of animals, collective behaviors of microorganisms, and transportation inside body, by using mathematical analysis. Our aim is to extract essential behavior of biological activity, movements and functions in terms of mathematics for future applications.

keywords: fluid mechanics, biofluid, swimming, flight, collective behavior, mathematical structure

1. Optimal external forces of the lock-in phenomena for flow past an inclined plate in uniform flow, PRE 109, 045102 (2024)
2. Emergence of a *Euglena* bioconvection spot controlled by non-uniform light, Front. Ecol. Evol. 11:1132956 (2023)
3. Active lift inversion process of heaving wing in uniform flow by temporal change of wing kinematics, Phys Rev E, 99: 043110 (2019)

研究者総覧



い ち か わ ま さ と し
市川 正敏 教授 / ICHIKAWA Masatoshi Professor

細胞運動や遊泳など生体運動を実験計測・データ解析・シミュレーション・数理モデルを統合して研究します。自己駆動運動やその集団ダイナミクスが、機能を有した生き物らしいごきを如何に創発するのか、その数理構造の解明を目指します。

Integrating experiments, data analysis, simulation, and mathematical modeling, we investigate cell motility and protist swimming to reveal how self-propelled motion and collective dynamics generate emergent functional, life-like behaviors.

keywords: cell motility, protist swimming, collective dynamics, emergent functional motion, life-like behavior

1. Near-wall rheotaxis of the ciliate *Tetrahymena* induced by the kinesthetic sensing of cilia. Sci. Adv. 7, ab15878/1-8 (2021)
2. Straight-to-Curvilinear Motion Transition of a Swimming Droplet Caused by the Susceptibility to Fluctuations. Phys. Rev. Lett. 127, 088005/1-5 (2020)
3. Simple mechanosense and response of cilia motion reveal the intrinsic habits of ciliates, Proc. Natl. Acad. Sci. USA, 115, 3231-3236 (2018)

研究者総覧



い な ば ひ ろ し
稲葉 央 教授 / INABA Hiroshi Professor

ペプチドやタンパク質といった生体分子を自在にデザインすることで生命現象の理解や細胞機能の制御、材料応用を目指しています。特に、微小管をはじめとする細胞骨格の人工的な制御・構築を目指しています。


We aim to understand biological phenomena, control cellular functions, and develop material applications by rationally designing biomolecules such as peptides and proteins. In particular, our research focuses on the artificial regulation and construction of cytoskeletal systems, including microtubules, to create controllable bio-inspired molecular architectures.

keywords: peptide, protein, microtubules, actin filaments, cytoskeleton

1. Generation of stable microtubule superstructures by binding of peptide-fused tetrameric proteins to inside and outside, Sci. Adv., 8, eabq3817 (2022)
2. Reversible photocontrol of microtubule stability by spiropyran-conjugated Tau-derived peptides, ChemBioChem, 24, e202200782 (2023)
3. Optical control of microtubule accumulation and dispersion by Tau-derived peptide-fused photoresponsive protein, JACS Au, 5, 791-801 (2025)

研究者総覧





おおもり よしひろ

大森 義裕 教授 / OMORI Yoshihiro Professor

最先端のゲノム科学の手法を使って、キンギョやメダカなど観賞魚の表現型多様性をテーマに、脊椎動物の進化や形態多様性の仕組み、ヒトの遺伝病との関連や脳神経科学の研究をすすめています。

We focus on the phenotypic diversity of ornamental teleost fish such as goldfish and medaka. We study the evolution and the mechanism of morphological diversity of vertebrates, the relationship with human genetic diseases and neuroscience by genomics.

keywords: genome science, human disease model, whole genome duplication, single cell RNA-seq, teleost fish

1. Single-cell transcriptomics of the goldfish retina reveals genetic divergence in the asymmetrically evolved subgenomes after allotetraploidization. *Communications Biology* 5, 1404 (2022)
2. The genetic basis of morphological diversity in domesticated goldfish. *Current Biology* 30, 2260-2274 (2020)
3. De Novo assembly of the goldfish (*Carassius auratus*) genome and the evolution of genes after whole genome duplication. *Science Advances*, 5, eaav0547 (2019)

研究者総覧



さかもと あつし

坂本 敦 教授 / SAKAMOTO Atsushi Professor

環境応答を担う因子や代謝機能、それらの制御機構の解明を通じて植物の成長生存戦略を理解し、ストレス耐性や過酷環境への適応ポテンシャルの増大、藻類バイオ燃料創成等の植物機能開発と高度化研究を展開している。

My research interests lie in plant science, primarily elucidating molecular mechanisms of how plants respond to and survive in changing environments. Applied research is also conducted to exploit the capabilities of plants, including microalgae, for better performance under stress and towards the practical production of useful substances such as biofuels.

keywords: plant molecular physiology, plant hormone, plant metabolite, stress response, stress tolerance, biotechnology

1. Knockout of an *SPX*-related gene for polyphosphate synthetase accelerates phosphate-starvation responses in the oleaginous microalga *Nannochloropsis oceanica*. *J Exp Bot*, DOI:10.1093/jxb/eraf171 (2025)
2. Dynamics of the leaf endoplasmic reticulum modulate β -glucosidase-mediated stress-activated ABA production from its glucosyl ester. *J Exp Bot* 71: 2058-2071 (2020)
3. Arabidopsis molybdenum cofactor sulfurase ABA3 contributes to anthocyanin accumulation and oxidative stress tolerance in ABA-dependent and independent ways. *Sci Rep* 8: 16592 (2018)

研究者総覧



なかた さとし

中田 聡 教授 / NAKATA Satoshi Professor

自然界や生体系では、リズムやパターンを形成する現象をよく見かける。このような時空間発展現象は、非平衡下における非線形現象又は自己組織化とよばれる。私の研究は、非生物のモデル実験系を構築し、自己組織化の機構解明を研究目的とする。具体的には、特徴的な運動様相を示す自己駆動体や化学振動反応を用いた実験を行う。

Rhythm and pattern observed in living organisms and nature are called "self-organization". Artificial experimental systems are developed to physicochemically elucidate the mechanism of self-organization. Characteristic features of motion, such as collective motion and synchronized sailing, and oscillatory motion of self-propelled objects and chemical oscillation are examined.

keywords: self-organization, oscillation, pattern formation, synchronization

1. Oscillatory motion of a self-propelled object determined by the mass transport path, *Physical Chemistry Chemical Physics*, 27, 13 6640-6645 (2025)
2. Self-propelled object that generates a boundary with amphiphiles at an air/aqueous interface, *Journal of Colloid and Interface Science*, 663, 329-335. (2024)
3. Phospholipid molecular layer that enhances distinction of odors based on artificial sniffing, *ACS Sensors*, 8, 4494-4503. (2023)

研究者総覧



ふじもと こういち

藤本 仰一 教授 / FUJIMOTO Koichi Professor

数理モデルと実データ解析から生命や社会の発生・進化・共存の理を探究。細胞-多細胞-器官-個体の多階層にわたる動植物・微生物の振舞い(分子ネットワーク、形、動き)など複雑なシステムを理解し予測。

Theoretical study (mathematical modeling and data analysis) of evolving multi-level dynamics (gene expression, shape, and behaviors) in plants, animals, and microbes.

keywords: theoretical biology, complex systems, biophysics, evolution, diversity, multi-scales

1. Geodesic theory of long association fibers arrangement in the human fetal cortex. *Cerebral Cortex* 33: 9778-86 (2023)
2. Patterned proliferation orients tissue-wide stress to control root vascular symmetry in Arabidopsis. *Current Biology* 33: 886-898.e8 (2023)
3. A design principle for floral organ number and arrangement in flowers with bilateral symmetry. *Development* 147: 20200204 (2020)

研究者総覧





ぼうのう ひでまさ

坊農 秀雅 教授 / BONO Hidemasa Professor

データ駆動型ゲノム育種(デジタル育種)に向けて、バイオDXと呼ばれるバイオインフォマティクスを駆使した遺伝子機能解析を中心に、ゲノム編集に必須のデータ解析基盤技術を開発している。

Toward data-driven genome breeding (digital breeding), we are developing data analysis infrastructure technology essential for genome editing, focusing on gene function analysis using bioinformatics called BioDX.

keywords:BioDX, bioinformatics, genome editing, transcriptome analysis, functional annotation, public database, open source software, hypoxia, oxidative stress, meta-analysis

1. Pipeline to explore information on genome editing using large language models and genome editing meta-database. Database (Oxford), baaf022 (2025)
2. Risk Prediction of RNA Off-Targets of CRISPR Base Editors in Tissue-Specific Transcriptomes Using Language Models. Int J Mol Sci. 26:1723 (2025)
3. Genome-Wide Search for Gene Mutations Likely Conferring Insecticide Resistance in the Common Bed Bug, Cimex lectularius. Insects. 15:737 (2024)

研究者総覧



やまもと たかし

山本 卓 教授 / YAMAMOTO Takashi Professor

様々な生物で利用可能なゲノム編集技術の開発と産業利用を目指した研究を進めています。

We are developing genome editing technologies that can be used in various organisms and trying their use in various fields.

keywords:genome editing, developmental biology

1. Biased genome editing using the local accumulation of DSB repair molecules system, NATURE COMMUNICATIONS, 9:3270(2018)
2. Single-Molecule Nanoscopy Elucidates RNA Polymerase II Transcription at Single Genes in Live Cells, CELL, 78:491-506.e28 (2019)
3. Zinc-finger nuclease-mediated targeted insertion of reporter genes for quantitative imaging of gene expression in sea urchin embryos, PNAS, 109:10915-20(2012)

研究者総覧



あわづ あきのり

粟津 暁紀 准教授 / AWAZU Akinori Associate Professor

ネコ・ヒトの基礎医学を志向したゲノム動態、遺伝子制御、多細胞生物の発生・形態形成、進化等に関する数理-実験ハイブリッド研究。

Mathematical-experimental hybrid research on genome dynamics, gene regulation, development and morphogenesis, and on evolution, directed to basic medical science in domestic cats and humans.

keywords:Biological, medical, and veterinary data analysis, Mathematical modeling and experiments for molecular and developmental biology

1. Whole-genome sequencing of CRFK and PG-4 cells to infer the phenotype of the original donor cats. Companion Animal Health and Genetics 13, 1 (2026)
2. Common tissue-specific expressions and regulatory factors of c-KIT isoforms with and without GNNK and GNSK sequences across five mammals. PLoS ONE 21: e0332294 (2026)
3. Potential multiple disease progression pathways in female patients with Alzheimer's disease inferred from transcriptome and epigenome data of the dorsolateral prefrontal cortex. PLoS ONE 20: e0313733 (2025)

研究者総覧



おおにし いさむ

大西 勇 准教授 / OHNISHI Isamu Associate Professor

場の量子論を駆使して、量子情報、量子重力、量子光学、量子力学多体問題などの数理物理的な研究をしています。これらは、次世代の量子メカニズムを利用した工学的科学技術の数理科学的基礎としても重要です。この枠組みでの産学協働にも興味があります。

I conduct research of mathematical physics in quantum information, quantum gravity, quantum photonics, and quantum many-body problem by utilizing quantum field theory. These are also important as mathematical and scientific foundations for next-generation engineering and technology utilizing quantum mechanisms. I am also interested in industry-academia collaboration within this framework.

keywords:mathematical physics, quantum information, quantum photonics, quantum gravity, quantum many-body problem

1. Lie-Algebraic Observable-Dependent Renormalization of the Quantum Lugiato-Lefever Equation: Exact Effective Models for Quantum Frequency Combs and Exciton-Polariton Condensation in the Thermodynamic Limit SSRN preprint server No. 6366118(2026)
2. Global Gevrey-Class Solutions to Navier-Stokes Equations with or without Stochastic Advection Lie Transport Noise in Arbitrary N Dimensions (SSRN Preprint Server (To Appear))
3. Lie-Algebraic Observable-Dependent Renormalization: A Unified Framework for Driven Open Quantum Systems and Stochastic Navier-Stokes Equations (SSRN Preprint Server (To Appear))

研究者総覧





おかだ たかし

岡田 崇 准教授 / OKADA Takashi Associate Professor

生命システムの**動態**や**進化**を、確率過程・統計物理・情報理論・機械学習に基づく**数理手法**によって解析し、予測と制御を目指しています。研究対象は、**代謝ネットワーク**、**神経ネットワーク**、**ウイルス進化**など。

We aim to analyze the dynamics and evolution of biological systems using mathematical methods grounded in stochastic processes, statistical physics, information theory, and machine learning, with the goal of prediction and control. Our research targets include metabolic networks, neural networks, and viral evolution.

keywords: statistical physics, population genetics, machine learning, systems biology

1. Uncovering heterogeneous intercommunity disease transmission from neutral allele frequency time series. *Proceedings of the National Academy of Sciences* 122 (48), e2500663122 (2025)
2. Law of localization in chemical reaction networks. *Physical review letters* 117 (4), 048101 (2016)
3. Structural bifurcation analysis in chemical reaction networks. *Physical Review E* 98 (1), 012417 (2018) T Okada, JC Tsai, A Mochizuki *Physical Review E* 98 (1), 012417

研究者総覧



かたやなぎ かつお

片柳 克夫 准教授 / KATAYANAGI Katsuo Associate Professor

蛋白質や核酸などの生体高分子の**X線結晶構造解析**による分子構造の解明に取り組んできた。それら蛋白質の由来はヒト、黄色ブドウ球菌、植物、海藻など多様で、さらに立体構造からみた**分子進化**にも興味を持っている。

Structure and function analysis of protein by X-ray crystallography. Target proteins are DNA-repair enzyme; toxin proteins from *staphylococcus aureus*, lectin from algae; proteins relating to cancer and Parkinson's disease; proteins from plant, glucokinase, and so on. Molecular evolution of protein is also analyzed from X-ray structure of artificial proteins.

keywords: protein, crystallography, structural biology, chemistry, physics, data science, synchrotron radiation, pharmacy

1. Three-dimensional structure of ribonuclease H from *E. coli*. *Nature* 347, 306-309/1990
2. X-ray structure of T4 endonuclease V: An excision repair enzyme specific for a pyrimidine dimer. *Science* 256, 523-526/1992
3. Structure-function relationship of assimilatory nitrite reductases from the leaf and root of tobacco based on high resolution structures. *Prot. Sci.* 21, 383-395/2012

研究者総覧



生命医科学プログラム兼任 (Concurrent post: Biomedical Science)



さかもと なおあき

坂本 尚昭 准教授 / SAKAMOTO Naoaki Associate Professor

ウニの発生をモデルとして分子生物学的手法およびゲノム編集により、**形態形成**の分子メカニズムの解明、発生過程における**遺伝子・クロマチン・染色体の動態**の解明、**インスレーターの作用機構**の解明を目指す。

Using sea urchin development as a model, I aim to elucidate the molecular mechanisms for transcriptional regulation of morphogenetic genes, nuclear dynamics of gene, chromatin and chromosome during development, and insulator activity with molecular biology techniques and genome editing.

keywords: sea urchin development, transcription, nuclear dynamics

1. Establishment of knockout adult sea urchins by using a CRISPR-Cas9 system. *Dev Growth Differ* 61:378-388. (2019)
2. Dynamic changes in the interchromosomal interaction of early histone gene loci during development of sea urchin. *J Cell Sci* 130:4097-4107. (2017)
3. Cilia play a role in breaking left-right symmetry of the sea urchin embryo. *Genes Cells* 21:568-578. (2016)

研究者総覧



しまだ ひろし

島田 裕士 准教授 / SHIMADA Hiroshi Associate Professor

地球温暖化ガスである**CO₂の削減**や世界的な食糧危機対策に寄与すると考えられる光合成の**活性上昇機構**に注目している。複数の光合成タンパク質酸化抑制機構を明らかにし、**光合成活性上昇植物の育種**に成功した。

We are studying the mechanisms to increase photosynthesis activity, which may contribute to the reduction of CO₂ as greenhouse gas, and countermeasures against the global food crisis. We have revealed several mechanisms of inhibition of photosynthetic protein oxidation and have succeeded in breeding plants with increased photosynthetic activity.

keywords: photosynthesis, Rubisco, redox, oxidative stress

1. Overexpression of BUNDLE SHEATH DEFECTIVE 2 improves the efficiency of photosynthesis and growth in *Arabidopsis*. (2020) *Plant J.* 102: 129-137.
2. *Arabidopsis* BSD2 reveals a novel redox regulation of Rubisco physiology *in vivo*. (2020) *Plant Signal. Behav.* 15
3. Overexpression of the protein disulfide isomerase AtCYO1 in chloroplasts slows dark-induced senescence in *Arabidopsis*. (2018) *BMC Plant Biology* 18: 1-9.

研究者総覧





まつお むねゆき

松尾 宗征 准教授 / MATSUO Muneyuki Associate Professor


超分子化学や非線形科学の視座から人工的に生物様システムを創製し、「生命の起源」や「生命とは何か」という問いに対する普遍的な解を探究しています。さらに、再現した生命の特性を産業技術に応用することにも挑戦しています。

Construct artificial life-like systems from the aspects of supramolecular chemistry and nonlinear science to approach universal answers to “Origins of Life” and “What is Life?”. Also try to apply characteristic features of life to industry.

keywords: supramolecular chemistry, nonlinear science, life-like systems, protocells, artificial cells, origins of life

1. Proliferating Coacervate Droplets as the Missing link between Chemistry and Biology in the Origins of Life. *Nature Commun* 12(1): 5487 (2021)
2. Evolution of Proliferative Model Protocells Highly Responsive to the Environment. *Life* 12(10):1635 (2022)
3. Oscillatory Motion of an Organic Droplet Reflecting a Reaction Scheme. *J Phys Chem Lett* 14: 14546-14551 (2023)


研究者総覧



あしだ よしゆき

芦田 嘉之 助教 / ASHIDA Yoshiyuki Assistant Professor

研究者総覧



いちかわ けん の すけ

市川 健之助 助教 / ICHIKAWA Kennosuke Assistant Professor

家禽(ニワトリ・ウズラ等)の効率的な生産を通じ、持続可能な食料供給の実現を目指しています。そのために、「鳥類のゲノム編集や幹細胞培養技術を扱う『動物細胞工学』」の分野で研究を推進しています。

To achieve a sustainable food supply through efficient poultry production, I conduct research in “Animal Cell Engineering,” focusing on avian genome editing and stem cell technologies.

keywords: genome editing, primordial germ cells, chicken, quail

1. Propagation of goose primordial germ cells in vitro relies on FGF and BMP signalling pathways. *Commun Biol*, 8, 301. (2025)
2. Prediction of sex-determination mechanisms in avian primordial germ cells using RNA-seq analysis. *Sci Rep*, 12, 13528. (2022)
3. Comparison of sex determination mechanism of germ cells between birds and fish: Cloning and expression analyses of chicken forkhead box L3-like gene. *Dev Dynam*.248, 826-836. (2019)

研究者総覧



おおまえ えいじ

大前 英司 助教 / OOMAE Eiji Assistant Professor

深海微生物の細胞内温度や圧力は外部の環境と同じであるため、深海微生物が産生する酵素は同じ条件下で機能している。深海微生物由来酵素は、水との相互作用の制御により高圧力に適応していることを明らかにした。

Since the internal and external hydrostatic pressures of deep-sea microorganisms are the same, their enzymes must work under high hydrostatic pressure and have some kind of pressure-adaptation mechanisms. Elucidation of such pressure-adaptation mechanisms of deep-sea enzymes can contribute to basic bioscience and industrial applications.

keywords: deep sea enzyme, high pressure, hydration, molecular adaptation, partial molar volume.

1. Functional, structural, and thermodynamic characteristics of enzymes from deep-sea microorganisms. *Microbial Catalysts Volume 1*: 325-343 (2019).
2. Stability, flexibility, and function of dihydrofolate reductases from *Escherichia coli* and deep-sea bacteria. *Current Research in Microbiology*: 1-36 (2018).
3. Similar structural stabilities of 3-isopropylmalate dehydrogenases from the obligatory piezophilic bacterium *Shewanella benthica* strain DB21MT-2 and its atmospheric congener *S. oneidensis* strain MR-1. *Biocim. Biophys. Acta* 1866: 680-691 (2018).

研究者総覧





たかはし みさ

高橋 美佐 助教 / TAKAHASHI Misa Assistant Professor

生物は常に大気に曝され体内に取り込んで生きています。大気中に含まれているさまざまな物質は何かしら生物に影響を及ぼしています。私は**大気中の微量成分**である**窒素酸化物**(NOx、主に**一酸化窒素NO**と**二酸化窒素NO₂**)に対する**植物の応答**を分子生理学手法を用いて研究しています。NOxは**植物の成長促進作用**を有しており生産量を約2倍に増加します。この作用機構の解明と作用を利用した**生産量増加**について研究しています。

Nitrogen dioxide is a trace component of the atmosphere, and is used to be known as a pollutant. I have found that nitrogen dioxide is a positive regulator for plants to nearly double their organ size and shoot biomass. I have been studying the molecular mechanism of how nitrogen dioxide acts on plants.

keywords:nitrogen dioxide, nitrogen oxide, plant, *Arabidopsis*, environment

1. Dual selective nitration in Arabidopsis: Almost exclusive nitration of PsbO and PsbP, and highly susceptible nitration of four non-PSII proteins, including peroxiredoxin II E/Electrophoresis/2015
2. Nitrogen dioxide regulates organ growth by controlling cell proliferation and enlargement in Arabidopsis/New Phytol/2014
3. Atmospheric nitrogen dioxide gas is a plant-vitalization signal to increase plant size and the contents of cell constituents/New Phytol/2005

研究者総覧



生命医科学プログラム兼任 (Concurrent post: Biomedical Science)

とみはら そうま

富原 壮真 助教 / TOMIHARA Soma Assistant Professor

動物の**生殖**を制御する**神経内分泌**システムとその**進化**に焦点を当て、主に**メダカ科近縁種**をモデルにウェット実験とドレイ解析の両面からアプローチする研究を展開しています。

Our research focuses on the neuroendocrine systems underlying animal reproduction and their evolution. We primarily use medaka relatives as model organisms and utilize both experimental approaches and bioinformatic analyses.

keywords:reproduction, neuroendocrinology, sex determination, sexual behavior, chromosome evolution, medaka

1. Sexual receptivity increases in synchrony with the ovulatory cycle in female medaka. Journal of Neuroendocrinology 38: 1 (2026)
2. Neuropeptide FF indirectly affects testicular morphogenesis and functions in medaka. Proceedings of the National Academy of Sciences 119: 46 (2022)
3. Establishment of open-source semi-automated behavioral analysis system and quantification of the difference of sexual motivation between laboratory and wild strains. Scientific Reports 11: 1 (2021)

研究者総覧



ふじい まさし

藤井 雅史 助教 / FUJII Masashi Assistant Professor

数理モデリングと**データ解析**を駆使して、**生命現象の理解**を目指しています。最近では特に分子・細胞内小器官や細胞の形・動きと機能の連関や細胞内の情報伝達に注目しています。

We aim to understand biological phenomena by using mathematical modeling and data analysis. Recently, we are focusing on the relationship among structure, movement and function of molecules, subcellular organelles and cells.

keywords:mathematical modeling, statistics, biophysics, systems biology, bioinformatics

1. Logical design of oral glucose ingestion pattern minimizing blood glucose in humans/npj Syst. Biol. Appl. 5:31/2019
2. Robustness against additional noise in cellular information transmission/Phys. Rev. E 100:042403/2019
3. Small-Volume Effect Enables Robust, Sensitive, and Efficient Information Transfer in the Spine/Biophys. J. 112:813/2017

研究者総覧



生命医科学プログラム兼任 (Concurrent post: Biomedical Science)

やすだ きょうた

安田 恭大 助教 / YASUDA Kyota Assistant Professor

生物が生物“らしい”振る舞いをするには、細胞中で「**どのような分子が、いつ、どこで、どのように**」機能を発揮するかが制御されている必要があります。**細胞内分子の局所的振る舞い**に興味を持って研究しています。

My research interest is in the mechanisms of cell-polarization, and how they contribute to biological events, including human disease.

keywords:cell polarity, biomolecular condensates, local translation, bio-imaging

1. "The RNA-binding protein Fus directs translation of localized mRNAs in APC-RNP granules." eLife, 2019
2. "FUS inclusions disrupt RNA localization by sequestering kinesin-1 and inhibiting microtubule detyrosination." J. C. Biol., 2017.
3. "Translation regulation of protrusion-localized RNAs involves silencing and clustering after transport.." J. C. Biol., 2013.

研究者総覧



生命医科学プログラム | 教員紹介

Program of Biomedical Science



いしはら やすひろ

石原 康宏 教授 / ISHIHARA Yasuhiro Professor

生命環境総合科学プログラム兼任 (Concurrent post: Life and Environmental Sciences)

PM2.5や農薬など環境中の化学物質の神経系への影響を調べています。特に発達期影響(胎児期に曝露すると成長後に何が起こるか)や疾患との相互作用(曝露により疾患発症率や重篤度が変わるか)について焦点を当てています。

Our research topics are on the effects of environmental chemicals such as pesticides and PM2.5 on the central nervous system (CNS). We focus on an action of the brain immune cell, microglia. We are also interested in the interaction of chemical exposure and CNS disorders like stroke and epilepsy.

keywords: neurotoxicology, environmental chemicals, microglia

1. Polycyclic aromatic hydrocarbons in urban particle matter exacerbate movement disorder after ischemic stroke via potentiation of neuroinflammation. *Particle Fibre Toxicol.* 20:6 (2023)
2. Microglial inflammatory reaction regulated by oxidative stress. *J Clin Biochem Nutr.* 72(1): 23-27 (2023)
3. A CCR5 antagonist, maraviroc, alleviates neural circuit dysfunction and behavioural disorders induced by prenatal valproate exposure. *J Neuroinflamm.* 19:195 (2022)

研究者総覧



いまむら たくや

今村 拓也 教授 / IMAMURA Takuya Professor

基礎生物学プログラム兼任 (Concurrent post: Basic Biology)

タンパク質をコードしないRNA(ノンコーディングRNA)を操り、特定の遺伝子活性化を促すメカニズムとその細胞を超えた効果を明らかにすることで、ヒト脳の特徴を理解するための研究を推進している。

Our lab aims to understand the epigenetic mechanisms that underlie human brain development. We employ genome-wide analyses, combined with wide variety of functional analyses. We are now focusing on the involvement of long non-coding RNAs in the gene-specific epigenetic regulation that can shape species-dependent cellular networking in the cerebral cortex.

keywords: non-coding RNA, epigenome, DNA methylation/demethylation, gene activation, brain, neural stem cell, human, primate, mouse, rodent, species-specific, biodiversity, adaptation, evolution, bioinformatics

1. Human-biased TMEM25 expression promotes expansion of neural progenitor cells to alter cortical structure in the developing brain. *FEBS Lett* 597: 2611 (2023)
2. Evolutionary acquisition of promoter-associated non-coding RNA (pancRNA) repertoires diversifies species-dependent gene activation mechanisms in mammals. *BMC Genomics*, 18:285 (2017)
3. Bidirectional promoters link cAMP signaling with irreversible differentiation through promoter-associated non-coding RNA (pancRNA) expression in PC12 cells. *Nucleic Acids Research*, 44: 5105 (2016)

研究者総覧



ちかぞえ じゅんいち

近添 淳一 教授 / CHIKAZOE Junichi Professor

機能的MRIデータに機械学習(深層学習含む)を適用することにより、脳内で五感の感覚情報が主観的価値に変換される情報処理過程を研究している。複雑な人間行動を情動により説明するモデルの提案を目指している。

I'm conducting research on how sensory information from the five senses is transformed into subjective value in the brain by applying machine learning (including deep learning) to functional MRI data. I aim to propose models that explain complex human behaviors through emotions.

keywords: Functional MRI, Machine learning, Deep learning, Emotion

1. Population coding of affect across stimuli, modalities and individuals *Nature neuroscience* 17(8), 1114-1122 (2014)
2. Distinct representations of basic taste qualities in human gustatory cortex *Nature communications* 10(1), 1048 (2019)
3. Evaluation of the hierarchical correspondence between the human brain and artificial neural networks: A review *Biology* 12(10), 1330 (2023)

研究者総覧





ちはら たかひろ

千原 崇裕 教授 / CHIHARA Takahiro Professor

ショウジョウバエの遺伝学的手法を活用し、①嗅覚が個体行動・免疫・寿命を制御する仕組み、②睡眠と神経シナプスの関係、③栄養環境による組織サイズ調節機構、④ヒト疾患関連因子の生理機能、を研究しています。

We are studying the following topics by using *Drosophila* genetic methods. How does the sense of smell control individual behavior, immunity, and longevity? How does sleep regulate synaptic function? What is the mechanism of tissue size control by nutrition? How is the topology of membrane protein regulated?

keywords: *Drosophila*, olfaction, longevity, aging, innate immunity, behavior, sleep, synapse, tissue size, membrane protein topology

1. Multiple functions of the ER-resident VAP and its extracellular role in neural development and disease/J Biochem/165/391-400/2019
2. Dendritic Eph organizes dendrodendritic segregation in discrete olfactory map formation in *Drosophila*/Genes Dev/31/1054-1065/2017
3. The Strip-Hippo pathway regulates synaptic terminal formation by modulating actin organization at the *Drosophila* neuromuscular synapses/Cell Rep/16/2289-2297/2016

研究者総覧



はやし としのり

林 利憲 教授 / HAYASHI Toshinori Professor

両生類のイモリは極めて強い再生能力を持ち、体の様々な部位を再生できます。私達はイモリ再生能力を支える原理の解明を目指しています。また、研究者にイベリアトゲイモリを提供するバイオリソースを運営しています。

The amphibian newt has the remarkable ability to regenerate various body parts. Our laboratory aims to elucidate the mechanisms of organ regeneration using newts as experimental model. We are also working on the development and maintenance of a bioresource of the Iberian ribbed newts.

keywords: newt, regeneration, bioresource

1. The inbred newt genome unveils molecular mechanisms of behavior, development, and regeneration in urodele amphibians. *iScience* 28: 113535 (2025)
2. Urodele amphibian newt bridges the missing link in evo-devo of the pancreas. *Dev Dyn* 254: 812-828 (2025)
3. Chromosome-scale genome assembly reveals how repeat elements shape non-coding RNA landscapes active during newt limb regeneration. *Cell Genom* 5: 100761 (2025)

研究者総覧



うえの まさる

上野 勝 准教授 / UENO Masaru Associate Professor

染色体末端テロメアの維持機構を中心に、染色体全体の安定な維持機構、DNA修復機構などの解析とそのがん治療への応用を目指している。最近ではライブイメージングによる染色体動態の定量解析にも取り組んでいる。

Study about telomere maintenance, chromosome stability, and DNA repair and their application to anti-aging and anti-cancer research. We also take fluorescence live cell imaging and analyze them quantitatively to study the role for dynamics of proteins and chromatin in nuclear function.

keywords: telomere, chromosome stability, DNA repair, anti-aging, anti-cancer, fluorescence live cell imaging, dynamics of proteins, nuclear function

1. Spindle pole body movement is affected by glucose and ammonium chloride in fission yeast. *Biochem Biophys Res Commun.* (2019).
2. A diffusion model for the coordination of DNA replication in *Schizosaccharomyces pombe*. *Sci Rep.* (2016).
3. Chromosome passenger complex is required for the survival of cells with ring chromosomes in fission yeast *PLoS One.* (2018).

研究者総覧



くめ かずのり

久米 一規 准教授 / KUME Kazunori Associate Professor

真核細胞の機能を保証する細胞構造の制御メカニズムに関する研究を進めている。具体的には、「核サイズを制御する仕組み」と「細胞の形を制御する仕組み」の分子レベルでの解明を目指している。

We study the control mechanism of intracellular structure that ensures eukaryotic cellular function. Our research is currently focused on nuclear size, establishment and maintenance of cell polarity, and organization of the cytoskeletons such as actin and microtubule. We use fission yeast as a model organism for eukaryotic cells.

keywords: intracellular structure, nuclear size, cell polarity, cytoskeleton, cell growth, organelle size, fission yeast, cell biology

1. Nuclear membrane protein Lem2 regulates nuclear size through membrane flow. *Nat. Commun.* (2019)
2. A systematic genomic screen implicates nucleocytoplasmic transport and membrane growth in nuclear size control. *Plos Genet.* (2017)
3. Calcineurin ensures a link between the DNA replication checkpoint and microtubule-dependent polarized growth. *Nat. Cell Biol.* (2011)

研究者総覧





すぎ たくま

杉 拓磨 准教授 / SUGI Takuma Associate Professor

数理生命科学プログラム兼任 (Concurrent post: Mathematical and Life Sciences)

生物集団の**行動の原理**や、行動を支配する**脳神経回路の老化機構**の研究を行っています。そのため線虫*C. elegans*をモデル動物にした**行動実験**と、最先端の光技術を用いた**顕微鏡開発**や**数理モデリング**を駆使し、原子から個体集団レベルまでの全階層を対象にした解析を進めています。

Living things exhibit clever information processing to cope with environmental changes at the individual and population levels. I seek physical rules governing individual and population level behaviors and neural circuit aging. For this purpose, I have taken interdisciplinary approaches using neuroscience, ethology, engineering and nonlinear physics.

keywords: biophysics, collective behavior, aging, optics

- 1.Regulation of behavioral plasticity by systemic temperature signaling in *Caenorhabditis elegans*, *Nature Neurosci*, 2011
- 2.*C. elegans* collectively forms dynamical networks, *Nature Commun*, 2019
- 3.High-throughput optical quantification of mechanosensory habituation reveals neurons encoding memory in *Caenorhabditis elegans*, *PNAS*, 2014

研究者総覧



すずき まこと

鈴木 誠 准教授 / SUZUKI Makoto Associate Professor

基礎生物学プログラム兼任 (Concurrent post: Basic Biology)

両生類を用いた**発生生物学**を基盤としつつ細胞生物学、先端ライブイメージング解析を取り入れることで、神経管をはじめとする**上皮性器官**の形成機構とその破綻により発症する**ヒト先天異常**に関する研究を進めています。

I am studying embryonic development at the cellular and molecular levels. Using amphibians, I analyze the mechanisms of formation of epithelial organs such as the neural tube and human congenital abnormalities caused by its disruption, utilizing cell biology and advanced live imaging techniques.

keywords: embryonic development, amphibian, *Xenopus*, epithelial morphogenesis, congenital disabilities, live imaging

- 1.A steady state pool of calcium-dependent actin is maintained by Homer and controls epithelial mechanosensation. *Proc Natl Acad Sci USA* 122:e2509784122 (2025)
- 2.Compromised actin dynamics underlie the orofacial cleft in Baraitser-Winter Cerebrofrontofacial Syndrome with a variant in *ACTB*. *Hum Mol Genet* 33:1975-1985 (2024)
- 3.Differential cellular stiffness across tissues that contribute to *Xenopus* neural tube closure. *Dev Growth Differ* 66:320-328 (2024)

研究者総覧



しもで さゆみ

下出 紗弓 助教 / SHIMODE Sayumi Assistant Professor

数理生命科学プログラム兼任 (Concurrent post: Mathematical and Life Sciences)

我々のゲノムの中には、「**内在性レトロウイルス**」と呼ばれるウイルス様配列が潜んでいる。ネコを中心とした哺乳類における**内在性レトロウイルス**の機能や獲得メカニズムについての研究を行っている。

Part of our genome is composed of sequences with viral origin, namely "endogenous retroviruses (ERVs)". We are studying the function and acquisition mechanism of ERVs in mammals.

keywords: endogenous retroviruses

- 1.Establishment of CRFK cells for vaccine production by inactivating endogenous retrovirus with TALEN technology/*Scientific Reports* (2022)
- 2.Multiple invasions of an infectious retrovirus in cat genomes/*Scientific Reports* (2015)
- 3.Characterization of feline ASCT1 and ASCT2 as RD-114 virus receptor/*Journal of General Virology* (2013)

研究者総覧



なかね たつと

中根 達人 助教 / NAKANE Tatsuto Assistant Professor

生命環境総合科学プログラム兼任 (Concurrent post: Life and Environmental Sciences)

環境温度の変動に対する生物の**温度適応メカニズム**を分子レベルで研究し、**季節適応機構**の理解を目指しています。アプローチの手段として、タンパク質分子(**プロテインキナーゼ**や**転写因子**)の**生化学的**な解析を行っています。

To understand seasonal adaptations in living organisms, we are studying the molecular mechanisms of temperature adaptation. For this purpose, we are performing biochemical analysis of proteins including protein kinases and transcription factors.

keywords: environmental temperature, biochemistry, cellular physiology, protein kinase, circadian clock

- 1.Candidate plasticity gene 16 and jun dimerization protein 2 are involved in the suppression of insulin gene expression in rat pancreatic INS-1 β -cells. *Mol. Cell. Endocrinol.* 527: 111240 (2021)
- 2.Candidate plasticity gene 16 mediates suppression of insulin gene expression in rat insulinoma INS-1 cells under glucotoxic conditions. *Biochem. Biophys. Res. Commun.* 512: 2 189-195 (2019)
3. $\text{Na}^+/\text{Ca}^{2+}$ exchanger mediates cold Ca^{2+} signaling conserved for temperature-compensated circadian rhythms. *Sci. Adv.* 7: 18 eabe8132 (2021)

研究者総覧





なりまつ ゆうき

成松 勇樹 助教 / NARIMATSU Yuki Assistant Professor

脳内に存在する特定の調節因子や神経が、動物の摂食行動や脂肪蓄積を制御する仕組みについて研究しています。将来的には、ヒトの肥満や生活習慣病問題の解決に貢献したいと考えています。

We are interested in the mechanisms through which neuropeptides and neurons existing within the brain govern an animal's feeding behavior and fat accumulation. We aim to contribute to resolving issues related to obesity and metabolic diseases in the future.

keywords: neuroendocrinology, energy metabolism, obesity, metabolic diseases

1. Hypothalamic overexpression of neurosecretory protein GL leads to obesity in male C57BL/6J mice. *Neuroendocrinology* 112:606-620 (2022)
2. Neurosecretory protein GL accelerates liver steatosis in mice fed medium-fat/medium-fructose diet. *Int J Mol Sci* 23:2071 (2022)
3. Subcutaneous infusion of neurosecretory protein GL promotes fat accumulation in mice. *Heliyon* 7:e07502 (2021)

研究者総覧



ほそば こうすけ

細羽 康介 助教 / HOSOBA Kosuke Assistant Professor

ゲノム編集技術を用いた疾患のモデルマウスの作製と表現型解析を行っています。将来的にはヒト疾患の病態解明や創薬研究に繋がりたいと考えています。

Point mutations in human genome induce genetic disorders. To understand the mechanism of human disorders, disease model animals are useful tools. My purpose is the establishment of human disease model mice by CRISPR/Cas9 based genome editing technology and analysis of model mice to reveal pathology of human disorders.

keywords: genome editing, human mutation, genetic disorder

1. Insufficiency of ciliary cholesterol in hereditary Zellweger syndrome/EMBO J 39:e103499/2020
2. PLK1-mediated phosphorylation of WDR62/MCPH2 ensures proper mitotic spindle orientation/Hum Mol Genet 26:4429-4440/2017
3. Phosphorylation of myosin II regulatory light chain by ZIP kinase is responsible for cleavage furrow ingression during cell division in mammalian cultured cells/Biochem Biophys Res Commun 459:686-91/2015

研究者総覧



ほんだ みずき

本田 瑞季 助教 / HONDA Mizuki Assistant Professor

組織内の光照射領域だけのオミクス情報を取得できる技術、**光単離化学 (PIC) の開発**に取り組んでいます。また、PICを活用し、**脳の発生・発達や老化過程で生じる神経系疾患の発症機構**の解明も進めています。

I'm working on developing a technology called Photo-isolation Chemistry (PIC), which enables the isolate omics data from UV-irradiated areas within a tissue section. Concurrently, I'm studying to elucidate the mechanisms underlying the onset of neurological disorders during brain development and aging by using PIC.

keywords: spatial omics, photo-isolation chemistry (PIC), brain development, aging process, neurological disorder, epigenetics

1. Photo-isolation chemistry for high-resolution and deep spatial transcriptome with mouse tissue sections. *STAR Protoc.* 3:2 101346 (2022)
2. High-depth spatial transcriptome analysis by photo-isolation chemistry. *Nat. Commun.* 12:4416 (2021)
3. PRMT1 regulates astrocytic differentiation of embryonic neural stem/precursor cells. *J. Neurochem.* 142:6 901-907 (2017)

研究者総覧



ゆかわ まさし

湯川 格史 助教 / YUKAWA Masashi Assistant Professor

真核生物の**ゲノム安定性維持**に必要な**分裂期制御**、特に**紡錘体微小管の形成機構**に注目し、モデル生物である**酵母**を用いて研究を行っている。また、得られた知見を応用して、**ヒト疾患治療薬の開発**にも取り組んでいる。

Our main research interests are the molecular mechanisms of mitotic progression, particularly the spindle assembly which is required for proper chromosome segregation. For this purpose, we usually use yeast as a model organism. We also aim to apply our findings towards the development of novel anti-cancer drugs.

keywords: mitosis, chromosome segregation, spindle assembly, microtubule, actin, kinesin, myosin, yeast, anti-cancer drug

1. Escape from mitotic catastrophe by actin-dependent nuclear displacement in fission yeast. *iScience*, 24:102031. (2021)
2. How Essential Kinesin-5 Becomes Non-Essential in Fission Yeast: Force Balance and Microtubule Dynamics Matter. *Cells*, 9:1154. (2020)
3. Kinesin-6 Klp9 plays motor-dependent and -independent roles in collaboration with Kinesin-5 Cut7 and the microtubule crosslinker Ase1 in fission yeast. *Sci Rep*, 9:7336. (2019)

研究者総覧





フ ァ ム ク ア ン チ ュ ン
PHAM Quang Trung 助教 / Assistant Professor

機能的MRIと深層学習を用いて、脳の感覚処理をモデル化することに研究している。特に**触覚**に着目し、複雑な感覚情報がどのように統合されて知覚を形成するのかを解明することを目指している。

My research focuses on modeling the brain sensory processing using artificial neural networks and function MRI. I aim to understand how the complex sensory information integrates to form the human perception (specific focus on haptic perception).

keywords: Functional MRI, Machine Learning, Deep learning, Haptics

1. Effect of 3D Microstructure of dermal papillae on SED Concentration at a Mechanoreceptor Location. PLOS ONE 12(12), e0189293 (2017)
2. Distillation of Regional Activity Reveals Hidden Content of Neural Information in Visual Processing. Front in Hum Neurosci 15:777464 (2021)
3. Evaluation of the hierarchical correspondence between the human brain and artificial neural networks: A review. Biology 12(10), 1330 (2023)

研究者総覧



う き た ゆ み こ
浮田 有美子 特任助教 / UKITA Yumiko Assistant Professor (Special Appointment)

基礎生物学プログラム兼任 (Concurrent post: Basic Biology)

匂いセンサーである**嗅覚受容体**は、意外にもさまざまな臓器に発現しています。こうした“**非嗅覚組織**”における嗅覚受容体の機能について、モデル生物である**ショウジョウバエ**を用いて解析しています。

Olfactory receptors, sensors for odorants, are also expressed in various non-olfactory tissues. We are studying the function of olfactory receptors in non-olfactory tissues by using *Drosophila melanogaster*.

keywords: *Drosophila*, olfaction, olfactory receptor, non-olfactory tissues

1. Generation of Odorant Receptor-QF2 Knock-In Drivers for Improved Analysis of Olfactory Circuits in *Drosophila*. 30(4):e70028 (2025)

研究者総覧



ア ン ハ ク ヨ ウ
AN Boyang 特任助教 / Assistant Professor (Special Appointment)

基礎生物学プログラム兼任 (Concurrent post: Basic Biology)

私の研究は、多階層オミクス解析と機能実験を組み合わせ、**細胞外エクソソーム経路**がどのように**神経発生**を調節するかを解明し、最終的には脳進化における**新皮質の拡大**と**脳回形成**においてエクソソームが果たす根本的な役割を明らかにすることを目的としています。

My research aims to investigate how extracellular exosomal pathways coordinate neurogenesis through multi-omics analysis and functional assays, ultimately elucidating the fundamental role of exosomes in driving neocortical expansion and gyrification during brain evolution.

keywords: brain, exosome, evolution

1. Human-biased TMEM25 expression promotes expansion of neural progenitor cells to alter cortical structure in the developing brain. FEBS lett. 597(21), 2597-2699 (2023)
2. Taxonomy of Naumann's and dusky, red-throated and black-throated thrush complexes (Aves: Turdidae) using morphological and molecular characteristics. Anim. Biol. 74(2), 213-236 (2024)

研究者総覧



教員一覧 (List of Faculty Members)

あ

青井 議輝 (AOI Yoshiteru)	06
赤尾 健 (AKAO Takeshi)	09
秋 庸裕 (AKI Tsunehiro)	04
浅岡 聡 (ASAOKA Satoshi)	23
芦田 嘉之 (ASHIDA Yoshiyuki)	44
荒川 賢治 (ARAKAWA Kenji)	04
有本 飛鳥 (ARIMOTO Asuka)	38
粟津 暁紀 (AWAZU Akinori)	42

い

飯間 信 (IIMA Makoto)	40
井川 武 (IGAWA Takeshi)	36
生谷 尚士 (IKUTANI Masashi)	15
池田 丈 (IKEDA Takeshi)	06
石田 敦彦 (ISHIDA Atsuhiko)	29
石田 丈典 (ISHIDA Takenori)	08
石原 康宏 (ISHIHARA Yasuhiro)	46
磯谷 敦子 (ISOGAI Atsuko)	10
磯部 直樹 (ISOBE Naoki)	20
市川 健之助 (ICHIKAWA Kennosuke)	44
市川 正敏 (ICHIKAWA Masatoshi)	40
稲葉 央 (INABA Hiroshi)	40
稲生 雄大 (INABU Yudai)	26
今村 拓也 (IMAMURA Takuya)	46
岩下 和裕 (IWASHITA Kazuhiro)	10
岩本 洋子 (IWAMOTO Yoko)	31

う

ヴィレヌーヴ 真澄美 (VILLENEUVE Masumi)	31
--------------------------------------	----

吳 佳齊 (WU Jiaqi)	27
植木 龍也 (UEKI Tatsuya)	31
上田 晃弘 (UEDA Akihiro)	20
上野 聡 (UENO Satoru)	11
上野 勝 (UENO Masaru)	47
浮田 有美子 (UKITA Yumiko)	50
浮穴 和義 (UKENA Kazuyoshi)	29
海野 徹也 (UMINO Tetsuya)	20
梅原 崇 (UMEHARA Takashi)	23

お

大西 勇 (OHNISHI Isamu)	42
大前 英司 (OOMAE Eiji)	44
大村 尚 (OOMURA Hisashi)	15
大森 義裕 (OMORI Yoshihiro)	41
岡田 崇 (OKADA Takashi)	43
岡村 好子 (OKAMURA Yoshiko)	04
小川 貴史 (OGAWA Takafumi)	08
冲中 泰 (OKINAKA Yasushi)	15
荻野 肇 (OGINO Hajime)	35
奥田 将生 (OKUDA Masaki)	19
小櫃 剛人 (OBITSU Taketo)	21

か

片柳 克夫 (KATAYANAGI Katsuo)	43
勝山 千恵 (KATSUYAMA Chie)	33
加藤 亜記 (KATO Aki)	23
加藤 淳也 (KATO Junya)	10
加藤 節 (KATO Setsu)	06
川井 清司 (KAWAI Kiyoshi)	11
河合 賢太郎 (KAWAI Kentaro)	17

河上 眞一 (KAWAKAMI Siniti)	24
河本 正次 (KAWAMOTO Seiji)	05

き

菊池 裕 (KIKUCHI Yutaka)	35
北村 憲司 (KITAMURA Kenji)	07

く

久我 ゆかり (KUGA Yukari)	29
草場 信 (KUSABA Makoto)	35
国吉 久人 (KUNIYOSHI Hisato)	15
久米 一規 (KUME Kazunori)	47
黒川 勇三 (KUROKAWA Yuuzou)	24
黒田 章夫 (KURODA Akio)	05

こ

小池 一彦 (KOIKE Kazuhiko)	21
小泉 晴比古 (KOIZUMI Haruhiko)	16
小林 勇喜 (KOBAYASHI Yuuki)	31

さ

斉藤 英俊 (SAITOU Hidetoshi)	24
齋藤 光代 (SAITO Mitsuyo)	32
坂井 陽一 (SAKAI Yoichi)	21
坂本 敦 (SAKAMOTO Atsushi)	41
坂本 尚昭 (SAKAMOTO Naoaki)	43
佐藤 明子 (SATO Akiko)	30

し

島田 裕士 (SHIMADA Hiroshi)	43
島田 昌之 (SHIMADA Masayuki)	11
嶋村 正樹 (SHIMAMURA Masaki)	36
島本 整 (SHIMAMOTO Tadashi)	12
下出 紗弓 (SHIMODE Sayumi)	48

す

杉 拓磨 (SUGI Takuma)	48
杉野 利久 (SUGINO Toshihisa)	21
鈴木 厚 (SUZUKI Atsushi)	36
鈴木 卓弥 (SUZUKI Takuya)	12
鈴木 直樹 (SUZUKI Naoki)	24
鈴木 誠 (SUZUKI Makoto)	48

せ

妹尾 あいら (SEO Aira)	27
-------------------------	----

た

高橋 治子 (TAKAHASHI Haruko)	37
高橋 美佐 (TAKAHASHI Misa)	45
田川 訓史 (TAGAWA Kunifumi)	37
竹田 一彦 (TAKEDA Kazuhiko)	30
多胡 辰哉 (TAGO Tatsuya)	34
田澤 一郎 (TAZAWA Ichiro)	38
田島 誉久 (TAJIMA Takahisa)	07
田中 若奈 (TANAKA Wakana)	16

ち

近添 淳一 (CHIKAZOE Junichi)	46
千原 崇裕 (CHIHARA Takahiro)	47
長命 洋佑 (CHOMEI Yosuke)	12

つ

土谷 彰男 (TSUCHIYA Akio)	32
坪田 博美 (TSUBOTA Hiromi)	37

て

手島 愛子 (TESHIMA Aiko)	08
----------------------------	----

と

戸田 求 (TODA Motomu)	33
冨永 淳 (TOMINAGA Jun)	16
冨永 るみ (TOMINAGA Rumi)	22
富原 壮真 (TOMIHARA Soma)	45
富山 毅 (TOMIYAMA Takeshi)	22
豊倉 浩一 (TOYOKURA Koichi)	39
豊田 賢治 (TOYOTA Kenji)	25

な

中江 進 (NAKAE Susumu)	12
中川 直樹 (NAKAGAWA Naoki)	34
中島田 豊 (NAKASHIMADA Yutaka)	05
中島 圭介 (NAKAJIMA Keisuke)	39
中田 聡 (NAKATA Satoshi)	41
中根 達人 (NAKANE Tatsuto)	48
中ノ 三弥子 (NAKANO Miyako)	07
中林 雅 (NAKABAYASHI Miyabi)	32
中村 隼明 (NAKAMURA Yoshiaki)	25
中山 達哉 (NAKAYAMA Tatsuya)	13
長岡 俊徳 (NAGAOKA Toshinori)	25
成松 勇樹 (NARIMATSU Yuki)	49
南平 眞実 (NAMPEI Mami)	27

に

新居 隆浩 (NII Takahiro)	25
西堀 正英 (NISHIBORI Masahide)	13
西村 慎一 (NISHIMURA Shinichi)	13

ね

根平 達夫 (NEHIRA Tatsuo)	32
-----------------------------	----

の

信澤 岳 (NOBUSAWA Takashi)	39
-------------------------------	----

は

羽倉 義雄 (HAGURA Yoshio)	13
橋本 俊也 (HASHIMOTO Toshiya)	26
花田 秀樹 (HANADA Hideki)	39
濱生 こずえ (HAMAOKO Kozue)	37
濱本 明恵 (HAMAMOTO Akie)	34
林 利憲 (HAYASHI Toshinori)	47

ひ

彦坂 暁 (HIKOSAKA Akira)	33
緋田 安希子 (HIDA Akiko)	09
平川 有宇樹 (HIRAKAWA Yuki)	36
平山 真 (HIRAYAMA Makoto)	16
廣田 隆一 (HIROTA Ryuichi)	05

ふ

深澤 壽太郎 (FUKAZAWA Jutarou)	38
藤井 創太郎 (FUJII Sotaro)	17
藤井 達也 (FUJII Tatsuya)	10
藤井 雅史 (FUJII Masashi)	45
藤江 誠 (FUJIE Makoto)	07
藤川 愉吉 (FUJIKAWA Yukichi)	17
藤本 仰一 (FUJIMOTO Koichi)	41
船戸 耕一 (FUNATO Kouichi)	14
舟橋 久景 (FUNABASHI Hisakage)	08

ほ

坊農 秀雅 (BONO Hidemasa)	42
細野 賢治 (HOSONO Kenji)	14
細羽 康介 (HOSOBABA Kosuke)	49

堀内 浩幸 (HORIUCHI Hiroyuki)	14
本田 瑞季 (HONDA Mizuki)	49

ま

正木 和夫 (MASAKI Kazuo)	19
益村 晃司 (MASUMURA Koji)	09
松尾 宗征 (MATSUO Muneyuki)	44
松崎 芽衣 (MATSUZAKI Mei)	18

み

水沼 正樹 (MIZUNUMA Masaki)	06
-------------------------------	----

も

守口 和基 (MORIGUCHI Kazuki)	38
--------------------------------	----

や

安田 恭大 (YASUDA Kyota)	45
矢中 規之 (YANAKA Noriyuki)	14
山田 俊弘 (YAMADA Toshihiro)	30
山田 大綱 (YAMADA Hirotsuna)	34
山本 卓 (YAMAMOTO Takashi)	42
山本 祥也 (YAMAMOTO Yoshinari)	18

ゆ

湯川 格史 (YUKAWA Masashi)	49
------------------------------	----

よ

吉田 将之 (YOSHIDA Masayuki)	26
米澤 隆弘 (YONEZAWA Takahiro)	22

わ

若林 香織 (WAKABAYASHI Kaori)	26
若松 寿衣 (WAKAMATSU Juri)	28
和崎 淳 (WASAKI Jun)	30

和田 茂樹 (WADA Shigeki)	22
渡邊 研志 (WATANABE Kenshi)	09
渡邊 千穂 (WATANABE Chiho)	33

英字

AISYAH Rahmawati	19
AN Boyang	50
CAIGOY Jant Cres Cainglet	18
JAISUE Jirapat	28
KUMRUNGSEE Thanutchaporn	17
MATTHEW Stevan Mills	28
NGUYEN Van Thinh	27
PHAM Quang Trung	50
RINI Dina Mustika	18
TRAN Dang Xuan	23

東広島キャンパス地図 Higashi-Hiroshima Campus Map



研究科ホームページ

<https://www.hiroshima-u.ac.jp/ilife>



教員インタビュー 研究を語る

<https://gsbstop.hiroshima-u.ac.jp/kataru/>



お問い合わせ先 Contact

大学院統合生命科学研究科 Graduate School of Integrated Sciences for Life

代表 窓口 〒739-8528 東広島市鏡山1-4-4 TEL: 082-424-7904 (生物学系総括支援室/Support Office for the fields of Biosphere Science)
<https://www.hiroshima-u.ac.jp/ilife> E-mail: sei-bucho-sien@office.hiroshima-u.ac.jp

プログラム別 連絡先

●生物工学プログラム/基礎生物学プログラム/数理生命科学プログラム/生命医科学プログラム
 〒739-8526 東広島市鏡山1-3-1 TEL: 082-424-7305
 (理学系支援室)

●食品生命科学プログラム/生物資源科学プログラム
 〒739-8528 東広島市鏡山1-4-4 TEL: 082-424-7904
 (生物学系総括支援室)

●生命環境総合科学プログラム
 〒739-8521 東広島市鏡山1-7-1 TEL: 082-424-6306
 (総合科学系支援室)